



### 广东曼本家照明电器有限公司


广州公司  
广州市海珠区新港东路2842号自编6栋自编C-08号首层  
TEL: (020) 8556 2161

厦门公司  
厦门市湖里区悦华路215-2号506室  
TEL/电话: (0592)2261 980  
FAX/传真: (0592)2261 982  
P. C/邮编: 361000


上海公司  
上海宝山区沪太路5355号6号601层  
TEL: (021) 6301 2312



WEBSITE:  
WWW.MEHAUSE.CN



CONTACT US FOR  
PROFESSIONAL HELP



VIEW THE  
PRODUCTS YOU NEED

# PRODUCT CATALOG

产品目录





# ABOUT US

## 关于我们

曼本家<sup>®</sup>作为LED专业照明企业，我们不断的把世界上前沿的LED节能科技带入照明领域，对波长、亮度、光通量、显色性、炫光、同步性、光周期、光强分步、灯罩、反射器、控光原理等每一个细节进行了彻底的剖析，获得了完整的LED照明科学依据，树立了“MEHAUSE<sup>®</sup>”品牌，提供高品质、高性价比的LED照明产品，从而使客户提高生产效益，降低运营成本，同时为绿色环保、缓解全球严峻的环境污染问题作出有效贡献。

**曼本家<sup>®</sup> 让灯光更出色！**

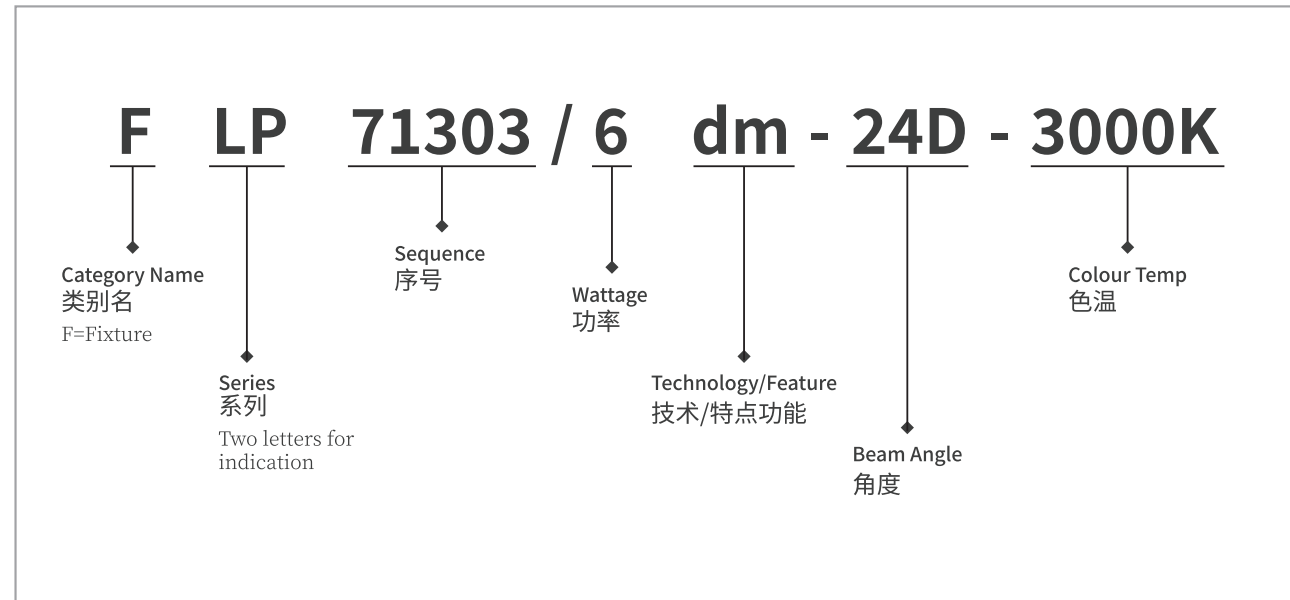
MEHAUSE<sup>®</sup>, As one of the production companies in LED light market, we continue to bring the world's most advanced LED technology to the lighting field, every detail has been thoroughly analyzed, and a complete scientific basis for LED lighting has been obtained and established. “MEHAUSE<sup>®</sup>,” provides high-quality, high-cost effective LED lighting products, so that customers can increase production efficiency, reduce operating costs, and at the same time make an effective contribution against environmental pollution problem in our world.

**MEHAUSE<sup>®</sup> let the lights better !**

# Nomenclature system

产品命名规则

## LUMINAIRES



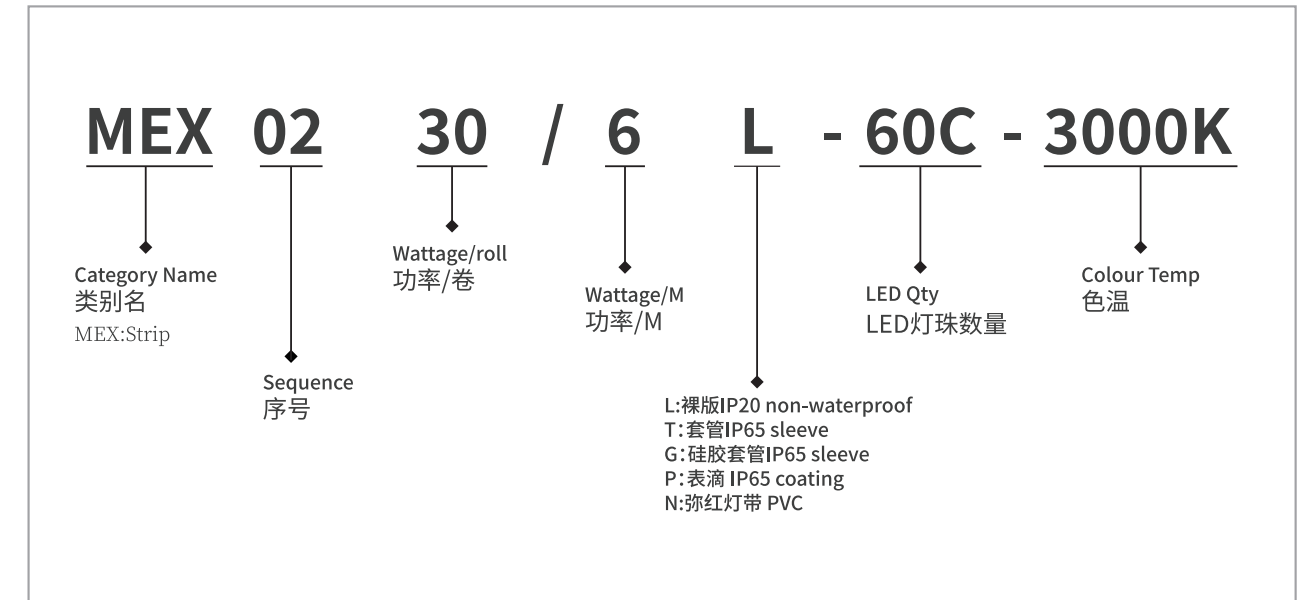
Series  
Two letters for indication  
Example:

Proposed Prefix	Series	
LP	Linear Profile	线条灯
PD	Pendant Lamp	吊灯
PL	Panel	面板灯
F	Indoor Ceiling lamp	天花灯
DL	Downlight	筒灯
DS	Downlight (≤ φ 50mm)	筒灯 (≤ φ 50mm)
IB	Indoor Batten	支架
TA	Tracklight (2-way)	轨道灯 (两线)
TK	Tracklight (3-way)	轨道灯 (三线)
TJ	Tracklight (Japanese track)	轨道灯 (日本版本)
ML	Magnetic suction	磁吸灯
WW	Wash Wall	洗墙灯
WL	Wall light	壁灯
FL	Floodlight	泛光灯
EL	Education lighting	教育灯
OD	Outdoor Lamp	户外灯

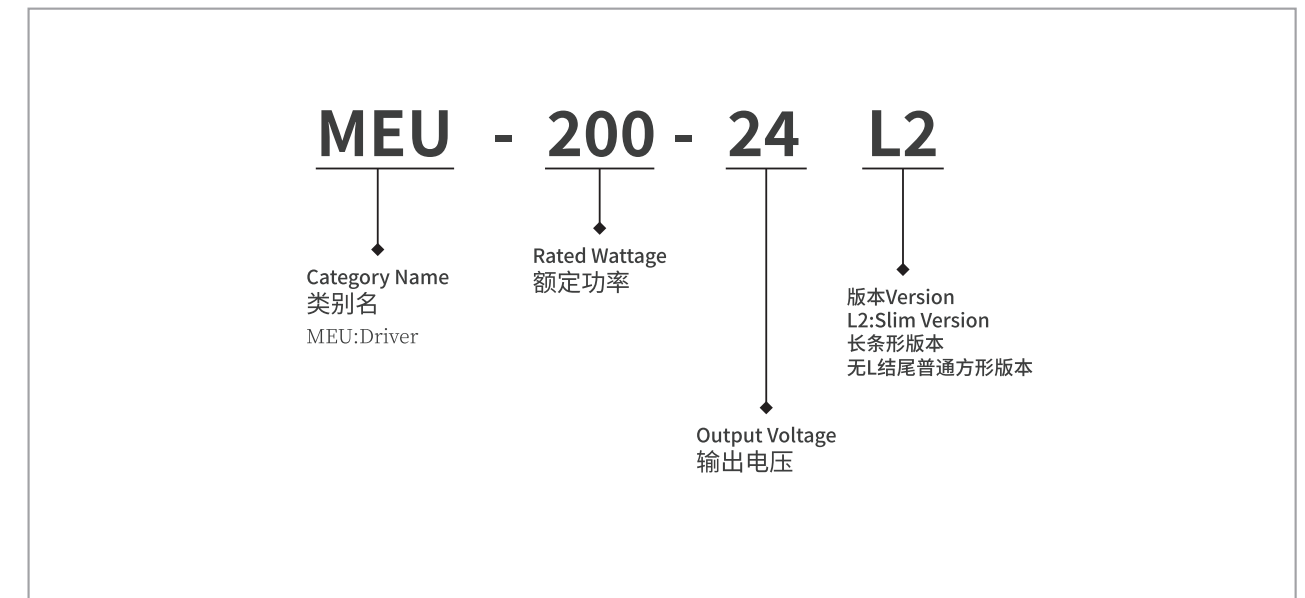
Technology/Feature  
special feature/technology  
two digits come with small letter(s)/or number  
Example:

Proposed Prefix	Special Feature /Technology	
dm	Triac dimming	可控硅调光
d0	0-10v dimming	0-10v调光
dW	Dim-warm	可调色温
da	Dali dimming	Dali调光
r	with microwave motion sensor	带感应功能
PW	Perfect White)	靓白技术
T	Adjustable angle	可调角度

## LED Strip



## LED Driver



# Contents

MEHAUSE Catalog



## ULA SERIES —迷你射灯系列

P001-006



FDS65135

003



FDS65240

004



FDS65030

005



FDS65050

006

## NORA SERIES —酒店洗墙灯系列

P007-014



F73175A

009



F73275A

010



F73395A

011



F73495T

012

## FAYE HOTEL WALL WASHER LIGHT SERIES —酒店洗墙灯系列

P015-022



F651055

017



F652055

018



F653055

021

## HANA SERIES —天花射灯系列

P023-030



F43075T

025



F34075A

026



F34075T

027



F35075A

027



F35075T

029

**LENA CEILING SPOTLIGHT SERIES** —天花射灯系列

P031-034



F73655  
035



F73695  
034

**GITA RECESSED GRILLE LIGHT SERIES** —格栅射灯系列

P035-048



F661101A  
037



F661102A  
039



F661103A  
041




F671001A  
043



F671002A  
045

**ARA RECESSED GRILLE LIGHT SERIES** —格栅射灯系列


P049-062




FGL63001T  
051



FGL63002T  
053



FGL63003T  
055



FGL64001T  
057



FGL64002T  
059

**TANYA SERIES** —天花筒灯系列

P063-076



F67070Y  
065



F64195  
066



F64095  
068



F65190  
070



F65090  
072

**TANYA DOWNLIGHT SERIES** —筒灯系列

P077-082



F632055  
079



F632090  
081

**ELLA DOWNLIGHT SERIES** —筒灯系列

P083-088



F281085  
085



F281135  
087

**ORA SERIES** —明装筒灯系列

P089-092



F62325  
091

**IRMA SERIES** —明装筒灯系列

P093-098



F82072  
095



F98075  
096



F94075  
097



F95001  
098



F95002  
098

**VIDA SUREFACE MOUNTED DOWNLIGHT SERIES** —明装筒灯系列 P099-106



F624075  
101

F625091  
105

**DARA SUREFACE MOUNTED DOWNLIGHT SERIES** —明装筒灯系列 P107-116



F96183  
109

F962123  
113

**AMBER TRACK LIGHT SERIES** —轨道射灯系列 P117-138



FTA11095  
119

FTA11150  
121

FTL12095  
123

FTL12150  
125

FCL13095  
127



FCL13150  
129

FTA14140  
131

FCL14140  
133

FTA15218  
135

FTA16220  
137

**BELLE TRACK LIGHT SERIES** —调焦轨道射灯系列 P139-142



FTA17224  
141

FTA17160  
142

**ELVA PENDANT LINEAR SERIES** —办公线性灯系列 P143-166



FLP7014SS01  
145

FLP901  
149

FLP903  
151

FLP905  
153

FLP921  
155



FLP923  
157

FLP925  
159

FLP927  
161

FLP7011SS  
163

FLP7013  
165

**APRIL PENDANT LINEAR SERIES** —线性灯系列 P167-174



FLP7043  
169

FLP7045  
171

FLP704601  
172

FLP704701  
173

FLP704801  
174

**PEGGY SERIES** —迷你格栅射灯系列

P175-198



F10603  
177



F10803  
183



F10101  
187



F10201  
189



F10310  
192



F10320  
193



F10405  
194



F10601  
195



F10505  
196



F10520  
198

**KIRAN SERIES** —磁吸灯系列

P199-252



FML210063  
209



FML2101200  
211



FML2107222  
215




FML2109243T  
216



FML340775  
237

**ZAHRA PANEL SERIES** —面板灯系列

P253-262



FPL30301  
255




FPL60301  
256



FPL30302  
257



FPL60602  
259



FPL601202  
261

**ADELE PANEL LIGHT SERIES** —办公照明系列

P263-266



FPL30303  
265



FPL30304  
266

**WINOLA SERIES** —教育灯系列

P267-272



FEL61000  
269



FEL62000  
269



FEL63001  
270

**XENA LED STRIP SERIES** —高压灯带系列

P273-276



MEX0204.5  
275



MEX0208  
276

**YASI LED STRIP SERIES** —低压灯带系列

P277-286



MEX03530  
279



MEX03630  
280



MEX03730  
281




MEX0230  
283




**QAMAR LED STRIP SERIES** —灯带系列


P293-300




MEX041040  
295



MEX041040  
295



MEX043030  
297



MEX043030  
297



MEX044050  
299

**LED SERWA CONSTANT VOLTAGE DRIVER SERIES** —LED恒压驱动系列

P301-306



MEU-50-24  
303



MEU-150-24  
304



MEU-75-24L2  
305



MEU-200-24L2  
306

**LED MADGE DRIVER SERIES** —LED可控硅调光驱动系列

P307-308



MEU24T-1H24V-0  
307



MEU40T-1H24V-0  
307



MEU75T-1H24V-0  
307



MEU150T-1H24V-0  
308



MEU200T-1H24V-0  
308

**LED MADGE DRIVER SERIES** —0-10V调光驱动系列

P309-310



MEU24A-1H24V-1  
309



MEU40A-1H24V-1  
309



MEU75A-1H24V-1  
309



MEU150A-1H24V-1  
310



MEU200AD-1H24V-1  
310



# ULA SERIES


## ULA 系列迷你射灯

LED迷你小射灯, 灯具小型化更好应用于设计空间, 低照度满足小空间照明及展示, 主要多用于衣柜, 酒柜, 展示柜等柜体重点照明; 以对光学为设计理念, 从光应用的角度, 揉合现代LED照明的基本元素, 全新演绎商业环境的赢利之光, 为您带来高质量的生活与工作空间。

适用于各类型酒店、博物馆、精品卖场, 家居衣柜, 酒柜等局部照明场所。

LED mini spotlights, the miniaturization of lamps is better used in design spaces, appropriate illuminance meets small space lighting and display, mainly used for cabinet key lighting such as wardrobes, wine cabinets, display cabinets, etc.; based on the optical design concept, from the perspective of application, it blends the basic elements of modern LED lighting, a new interpretation of the profitable light of the business environment, and brings you a high-quality living and working space.

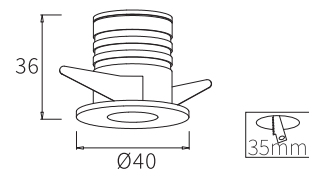
Suitable for various types of hotels, museums, boutique stores, home wardrobes, wine cabinets and other local lighting places.



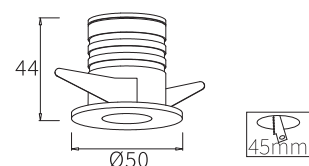
- Adjustable angle 调角: 0°
- Installation 安装方式: Recessed Mounting 嵌入式
- Lighting Efficiency 利用率: >80%
- Optional Features 可选功能: 0-10v,Dali ,Triac Dimming,SmartMee Dimming & CCT Adjusting  
0-10v,Dali ,可控硅调光, SmartMee 调光调色
- Applications 应用: Restaurants, Hotels, Offices, Corridors, Coolers and other place of local lighting  
餐厅、酒店、办公室、走廊、酒柜等局部照明场所



型号 Model No.	功率 Wattage(W)	电压 Voltage	光通量 Luminous Flux(lm)	光束角 Beam Angle(°)	色温 Colour Temp.	显指 CRI	防护等级 IP Rating	材质 Material
<b>FDS65135A</b>	3W	220-240V	200LM	15° 25° 40°	3000k 4000K 5000K	>80	IP20	铝材



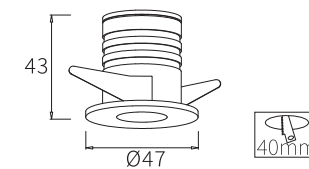
<b>FDS65145A</b>	3W	220-240V	200LM	15° 25° 40°	3000k 4000K 5000K	>80	IP20	铝材
------------------	----	----------	-------	-------------------	-------------------------	-----	------	----



- Adjustable angle 调角: 20°
- Installation 安装方式: Recessed Mounting 嵌入式
- Lighting Efficiency 利用率: >80%
- Optional Features 可选功能: 0-10v,Dali ,Triac Dimming,SmartMee Dimming & CCT Adjusting  
0-10v,Dali ,可控硅调光, SmartMee 调光调色
- Applications 应用: Restaurants, Hotels, Offices, Corridors, Coolers and other place of local lighting  
餐厅、酒店、办公室、走廊、酒柜等局部照明场所



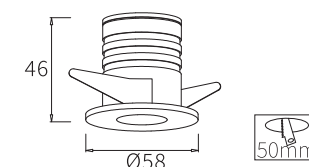
型号 Model No.	功率 Wattage(W)	电压 Voltage	光通量 Luminous Flux(lm)	光束角 Beam Angle(°)	色温 Colour Temp.	显指 CRI	防护等级 IP Rating	材质 Material
<b>FDS65240T</b>	3W	220-240V	200LM	15° 25° 40°	3000k 4000K 5000K	>80	IP20	铝材



- Adjustable angle 调角: 20°
- Installation 安装方式: Recessed Mounting 嵌入式
- Lighting Efficiency 利用率: >80%
- Optional Features 可选功能: 0-10v,Dali ,Triac Dimming,SmartMee Dimming & CCT Adjusting  
0-10v,Dali ,可控硅调光, SmartMee 调光调色
- Applications 应用: Restaurants, Hotels, Offices, Corridors, Coolers and other place of local lighting  
餐厅、酒店、办公室、走廊、酒柜等局部照明场所



型号 Model No.	功率 Wattage(W)	电压 Voltage	光通量 Luminous Flux(lm)	光束角 Beam Angle(°)	色温 Colour Temp.	显指 CRI	防护等级 IP Rating	材质 Material
<b>FDS65350T</b>	5W	220-240V	400LM	15° 25° 40°	3000k 4000K 5000K	>80	IP20	铝材



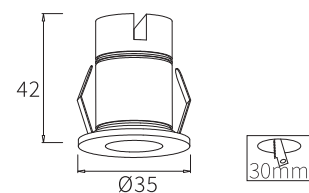
- Adjustable angle 调角: 0/25° 直照/调角
- Installation 安装方式: Recessed Mounting 嵌入式
- Lighting Efficiency 利用率: >80%
- Optional Features 可选功能: 0-10v,Dali ,Triac Dimming, SmartMee Dimming & CCT Adjusting  
0-10v,Dali ,可控硅调光, SmartMee 调光调色
- Applications 应用: Restaurants, Hotels, Offices, Corridors, Coolers and other place of local lighting  
餐厅、酒店、办公室、走廊、酒柜等局部照明场所



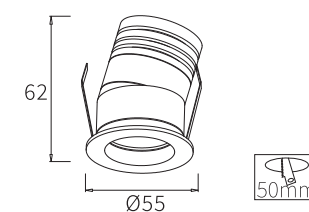
- Adjustable angle 调角: 0/25° 直照/调角
- Installation 安装方式: Recessed Mounting 嵌入式
- Lighting Efficiency 利用率: >80%
- Optional Features 可选功能: 0-10v,Dali ,Triac Dimming, SmartMee Dimming & CCT Adjusting  
0-10v,Dali ,可控硅调光, SmartMee 调光调色
- Applications 应用: Restaurants, Hotels, Offices, Corridors, Coolers and other place of local lighting  
餐厅、酒店、办公室、走廊、酒柜等局部照明场所



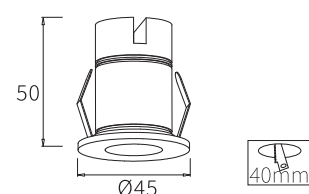
型号 Model No.	功率 Wattage(W)	电压 Voltage	光通量 Luminous Flux(lm)	光束角 Beam Angle(°)	色温 Colour Temp.	显指 CRI	防护等级 IP Rating	材质 Material
<b>FDS65030</b>	3W	220-240V	200LM	15° 40° 60°	3000k 4000K 5000K	>80	IP20	铝材



型号 Model No.	功率 Wattage(W)	电压 Voltage	光通量 Luminous Flux(lm)	光束角 Beam Angle(°)	色温 Colour Temp.	显指 CRI	防护等级 IP Rating	材质 Material
<b>FDS65050T</b>	5W	220-240V	400LM	15° 24°	3000k 4000K 5000K	>80	IP20	铝材



<b>FDS65040</b>	3W	220-240V	200LM	10° 15° 30° 40° 60°	3000k 4000K 5000K	>80	IP20	铝材
-----------------	----	----------	-------	------------------------	-------------------------	-----	------	----





# NORA SERIES

## NORA 系列酒店洗墙灯

洗墙灯是嵌入式灯具中的一种，只是有不同功能区配以不同面环的用法，主要通过特殊的光学滤镜，控制灯光投射的方向，使光线均匀分布在墙面。多用于酒店、影院、商场等高档商业空间；MEHAUSE洗墙灯，多种控光方式设计，能满足不同功能要求。款式新颖丰富，满足不同应用场所

应用场所：模块化射灯适用于各类型酒店大堂，餐厅，过道，客房，会所、展厅、品牌专卖店、博物馆、办公楼大厅等一切需要基础照明的场所。

The wall washer is one of the recessed lamps, but it has different functional areas with different surface rings. It mainly uses special optical filters to control the direction of the light projection, so that the light is evenly distributed on the wall. It is mostly used in high-end commercial spaces such as hotels, cinemas, shopping malls, etc.; Nora wall washer is designed with multiple light control methods to meet different functional requirements.

Nora wash wall lamp, a variety of fashionable and rich styles meet different application places.

Application places: Modular spotlights are suitable for all types of hotel lobbies, restaurants, aisles, guest rooms, clubs, exhibition halls, brand stores, museums, office halls and other places that require basic lighting.



- Adjustable angle 调角: 355°
- Installation 安装方式: Recessed Mounting 嵌入式
- Lighting Efficiency 利用率: >80%
- Optional Features 可选功能: 0-10v,Dali ,Triac Dimming,SmartMee Dimming & CCT Adjusting  
0-10v,Dali ,可控硅调光, SmartMee 调光调色
- Applications 应用: hotel lobby,restaurants,aisles,rooms,exhibition halls, office buildings  
酒店大堂、餐厅、走廊、客房、展厅、办公楼大厅



W(雾银杯) G(光金杯) Q(光黑杯) M(镜面杯)

型号 Model No.	功率 Wattage(W)	电压 Voltage	光通量 Luminous Flux(lm)	光束角 Beam Angle(°)	色温 Colour Temp.	显指 CRI	防护等级 IP Rating	材质 Material
<b>F73175A</b>	10W/15W	220-240V	800-1200LM	15° 24° 38°	2700k 3000K 4000K	>90	IP20	压铸铝



- Adjustable angle 调角: 355°+30°
- Installation 安装方式: Recessed Mounting 嵌入式
- Lighting Efficiency 利用率: >80%
- Optional Features 可选功能: 0-10v,Dali ,Triac Dimming,SmartMee Dimming & CCT Adjusting  
0-10v,Dali ,可控硅调光, SmartMee 调光调色
- Applications 应用: hotel lobby,restaurants,aisles,rooms,exhibition halls, office buildings  
酒店大堂、餐厅、走廊、客房、展厅、办公楼大厅



W(雾银杯) G(光金杯) Q(光黑杯) M(镜面杯)

型号 Model No.	功率 Wattage(W)	电压 Voltage	光通量 Luminous Flux(lm)	光束角 Beam Angle(°)	色温 Colour Temp.	显指 CRI	防护等级 IP Rating	材质 Material
<b>F73175T</b>	10W/15W	220-240V	800-1200LM	15° 24° 38°	2700k 3000K 4000K	>90	IP20	压铸铝



- Adjustable angle 调角: 355°
- Installation 安装方式: Recessed Mounting 嵌入式
- Lighting Efficiency 利用率: >80%
- Optional Features 可选功能: 0-10v,Dali ,Triac Dimming,SmartMee Dimming & CCT Adjusting  
0-10v,Dali ,可控硅调光, SmartMee 调光调色
- Applications 应用: hotel lobby,restaurants,aisles,rooms,exhibition halls, office buildings  
酒店大堂、餐厅、走廊、客房、展厅、办公楼大厅



型号 Model No.	功率 Wattage(W)	电压 Voltage	光通量 Luminous Flux(lm)	光束角 Beam Angle(°)	色温 Colour Temp.	显指 CRI	防护等级 IP Rating	材质 Material
<b>F73275A</b>	10W/15W	220-240V	800-1200LM	15° 24° 38°	2700k 3000K 4000K	>90	IP20	压铸铝



- Adjustable angle 调角: 355°+30°
- Installation 安装方式: Recessed Mounting 嵌入式
- Lighting Efficiency 利用率: >80%
- Optional Features 可选功能: 0-10v,Dali ,Triac Dimming,SmartMee Dimming & CCT Adjusting  
0-10v,Dali ,可控硅调光, SmartMee 调光调色
- Applications 应用: hotel lobby,restaurants,aisles,rooms,exhibition halls, office buildings  
酒店大堂、餐厅、走廊、客房、展厅、办公楼大厅



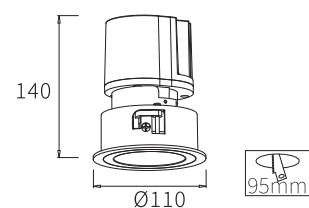
型号 Model No.	功率 Wattage(W)	电压 Voltage	光通量 Luminous Flux(lm)	光束角 Beam Angle(°)	色温 Colour Temp.	显指 CRI	防护等级 IP Rating	材质 Material
<b>F73275T</b>	10W/15W	220-240V	800-1200LM	15° 24° 38°	2700k 3000K 4000K	>90	IP20	压铸铝



- Adjustable angle 调角: 355°
- Installation 安装方式: Recessed Mounting 嵌入式
- Lighting Efficiency 利用率: >80%
- Optional Features 可选功能: 0-10v,Dali ,Triac Dimming,SmartMee Dimming & CCT Adjusting  
0-10v,Dali ,可控硅调光, SmartMee 调光调色
- Applications 应用: hotel lobby,restaurants,aisles,rooms,exhibition halls, office buildings  
酒店大堂、餐厅、走廊、客房、展厅、办公楼大厅



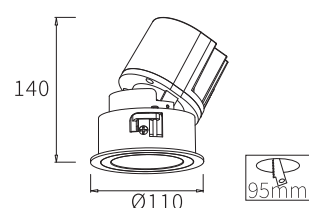
型号 Model No.	功率 Wattage(W)	电压 Voltage	光通量 Luminous Flux(lm)	光束角 Beam Angle(°)	色温 Colour Temp.	显指 CRI	防护等级 IP Rating	材质 Material
<b>F73395A</b>	15W/20W	220-240V	1200-1600LM	15° 24° 38°	2700k 3000K 4000K	>90	IP20	压铸铝



- Adjustable angle 调角: 355°+30°
- Installation 安装方式: Recessed Mounting 嵌入式
- Lighting Efficiency 利用率: >80%
- Optional Features 可选功能: 0-10v,Dali ,Triac Dimming,SmartMee Dimming & CCT Adjusting  
0-10v,Dali ,可控硅调光, SmartMee 调光调色
- Applications 应用: hotel lobby,restaurants,aisles,rooms,exhibition halls, office buildings  
酒店大堂、餐厅、走廊、客房、展厅、办公楼大厅



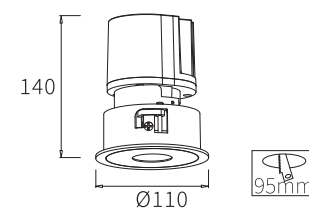
型号 Model No.	功率 Wattage(W)	电压 Voltage	光通量 Luminous Flux(lm)	光束角 Beam Angle(°)	色温 Colour Temp.	显指 CRI	防护等级 IP Rating	材质 Material
<b>F73395T</b>	15W/20W	220-240V	1200-1600LM	15° 24° 38°	2700k 3000K 4000K	>90	IP20	压铸铝



- Adjustable angle 调角: 355°
- Installation 安装方式: Recessed Mounting 嵌入式
- Lighting Efficiency 利用率: >80%
- Optional Features 可选功能: 0-10v,Dali ,Triac Dimming,SmartMee Dimming & CCT Adjusting  
0-10v,Dali ,可控硅调光, SmartMee 调光调色
- Applications 应用: hotel lobby,restaurants,aisles,rooms,exhibition halls, office buildings  
酒店大堂、餐厅、走廊、客房、展厅、办公楼大厅



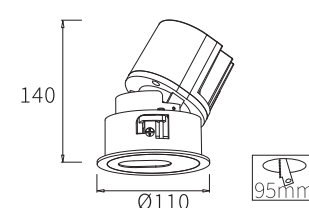
型号 Model No.	功率 Wattage(W)	电压 Voltage	光通量 Luminous Flux(lm)	光束角 Beam Angle(°)	色温 Colour Temp.	显指 CRI	防护等级 IP Rating	材质 Material
<b>F73495A</b>	15W/20W	220-240V	1200-1600LM	15° 24° 38°	2700k 3000K 4000K	>90	IP20	压铸铝



- Adjustable angle 调角: 355°+30°
- Installation 安装方式: Recessed Mounting 嵌入式
- Lighting Efficiency 利用率: >80%
- Optional Features 可选功能: 0-10v,Dali ,Triac Dimming,SmartMee Dimming & CCT Adjusting  
0-10v,Dali ,可控硅调光, SmartMee 调光调色
- Applications 应用: hotel lobby,restaurants,aisles,rooms,exhibition halls, office buildings  
酒店大堂、餐厅、走廊、客房、展厅、办公楼大厅



型号 Model No.	功率 Wattage(W)	电压 Voltage	光通量 Luminous Flux(lm)	光束角 Beam Angle(°)	色温 Colour Temp.	显指 CRI	防护等级 IP Rating	材质 Material
<b>F73495T</b>	15W/20W	220-240V	1200-1600LM	15° 24° 38°	2700k 3000K 4000K	>90	IP20	压铸铝

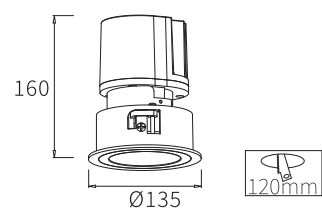


- Adjustable angle 调角: 355°
- Installation 安装方式: Recessed Mounting 嵌入式
- Lighting Efficiency 利用率: >80%
- Optional Features 可选功能: 0-10v,Dali ,Triac Dimming,SmartMee Dimming & CCT Adjusting  
0-10v,Dali ,可控硅调光, SmartMee 调光调色
- Applications 应用: hotel lobby,restaurants,aisles,rooms,exhibition halls, office buildings  
酒店大堂、餐厅、走廊、客房、展厅、办公楼大厅



W(雾银杯) G(光金杯) Q(光黑杯) M(镜面杯)

型号 Model No.	功率 Wattage(W)	电压 Voltage	光通量 Luminous Flux(lm)	光束角 Beam Angle(°)	色温 Colour Temp.	显指 CRI	防护等级 IP Rating	材质 Material
<b>F735120A</b>	30W/35W	220-240V	2400-2800LM	15° 24° 38°	2700k 3000K 4000K	>90	IP20	压铸铝

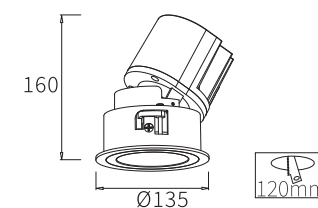


- Adjustable angle 调角: 355°+30°
- Installation 安装方式: Recessed Mounting 嵌入式
- Lighting Efficiency 利用率: >80%
- Optional Features 可选功能: 0-10v,Dali ,Triac Dimming,SmartMee Dimming & CCT Adjusting  
0-10v,Dali ,可控硅调光, SmartMee 调光调色
- Applications 应用: hotel lobby,restaurants,aisles,rooms,exhibition halls, office buildings  
酒店大堂、餐厅、走廊、客房、展厅、办公楼大厅



W(雾银杯) G(光金杯) Q(光黑杯) M(镜面杯)

型号 Model No.	功率 Wattage(W)	电压 Voltage	光通量 Luminous Flux(lm)	光束角 Beam Angle(°)	色温 Colour Temp.	显指 CRI	防护等级 IP Rating	材质 Material
<b>F735120T</b>	30W/35W	220-240V	2400-2800LM	15° 24° 38°	2700k 3000K 4000K	>90	IP20	压铸铝







# FAYE HOTEL WALL WASHER LIGHT SERIES

## FAYE酒店洗墙灯系列



洗墙灯是嵌入式灯具中的一种，只是有不同功能区配以不同面环的用法，主要通过特殊的光学滤镜，控制灯光投射的方向，使光线均匀分布在墙面。多用于酒店、影院、商场等高档商业空间；MEHAUSE洗墙灯，多种控光方式设计，能满足不同功能要求。款式新颖丰富，满足不同应用场所

应用场所：模块化射灯适用于各类型酒店大堂，餐厅，过道，客房，会所、展厅、品牌专卖店、博物馆、办公楼大厅等一切需要基础照明的场所。

The wall washer is one of the recessed lamps, but it has different functional areas with different surface rings. It mainly uses special optical filters to control the direction of the light projection, so that the light is evenly distributed on the wall. It is mostly used in high-end commercial spaces such as hotels, cinemas, shopping malls, etc.; Nora wall washer is designed with multiple light control methods to meet different functional requirements.

Nora wash wall lamp, a variety of fashionable and rich styles meet different application places.

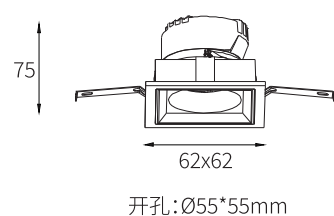
Application places: Modular spotlights are suitable for all types of hotel lobbies, restaurants, aisles, guest rooms, clubs, exhibition halls, brand stores, museums, office halls and other places that require basic lighting.



- Adjustable angle 调角: 0°
- Installation 安装方式: Recessed Mounting 嵌入式
- Lighting Efficiency 利用率: >80%
- Optional Features 可选功能: 0-10v,Dali ,Triac Dimming,SmartMee Dimming & CCT Adjusting  
0-10v,Dali ,可控硅调光, SmartMee 调光调色
- Applications 应用: Shops and boutiques,Galleries and museums,Department stores,  
Exhibition booths,Commercial buildings  
商店和精品店,画廊和博物馆,百货公司,展览摊位,商业大厦



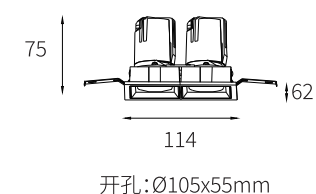
型号 Model No.	功率 Wattage(W)	电压 Voltage	光通量 Luminous Flux(lm)	光束角 Beam Angle(°)	色温 Colour Temp	显指 CRI	防护等级 IP Rating	材质 Material
<b>F651055</b>	1*7W	AC220-240V	560lm	15° 24° 36° 55°	2700K 3000K 3500K 4000K	RA≥90	IP20	压铸铝



- Adjustable angle 调角: 可摆角30°+水平旋转355°
- Installation 安装方式: Recessed Mounting 嵌入式
- Lighting Efficiency 利用率: >80%
- Optional Features 可选功能: 0-10v,Dali ,Triac Dimming,SmartMee Dimming & CCT Adjusting  
0-10v,Dali ,可控硅调光, SmartMee 调光调色
- Applications 应用: Shops and boutiques,Galleries and museums,Department stores,  
Exhibition booths,Commercial buildings  
商店和精品店,画廊和博物馆,百货公司,展览摊位,商业大厦



型号 Model No.	功率 Wattage(W)	电压 Voltage	光通量 Luminous Flux(lm)	光束角 Beam Angle(°)	色温 Colour Temp	显指 CRI	防护等级 IP Rating	材质 Material
<b>F652055</b>	2*5W	AC220-240V	2×400LM	15° 24° 36° 55°	2700K 3000K 3500K 4000K	RA≥90	IP20	压铸铝



<b>F652055</b>	2*7W	AC220-240V	2×560LM	15° 24° 36° 55°	2700K 3000K 3500K 4000K	RA≥90	IP20	压铸铝
----------------	------	------------	---------	--------------------------	----------------------------------	-------	------	-----

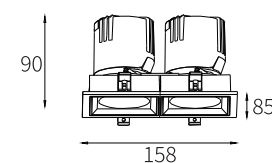
- Adjustable angle 调角: 可摆角30°+水平旋转355°
- Installation 安装方式: Recessed Mounting 嵌入式
- Lighting Efficiency 利用率: >80%
- Optional Features 可选功能: 0-10v,Dali ,Triac Dimming,SmartMee Dimming & CCT Adjusting  
0-10v,Dali ,可控硅调光, SmartMee 调光调色
- Applications 应用: Shops and boutiques,Galleries and museums,Departm entstores,  
Exhibition booths,Commercial buildings  
商店和精品店,画廊和博物馆,百货公司,展览摊位,商业大厦



- Adjustable angle 调角: 0°
- Installation 安装方式: Recessed Mounting 嵌入式
- Lighting Efficiency 利用率: >80%
- Optional Features 可选功能: 0-10v,Dali ,Triac Dimming,SmartMee Dimming & CCT Adjusting  
0-10v,Dali ,可控硅调光, SmartMee 调光调色
- Applications 应用: Shops and boutiques,Galleries and museums,Departm entstores,  
Exhibition booths,Commercial buildings  
商店和精品店,画廊和博物馆,百货公司,展览摊位,商业大厦



型号 Model No.	功率 Wattage(W)	电压 Voltage	光通量 Luminous Flux(lm)	光束角 Beam Angle(°)	色温 Colour Temp	显指 CRI	防护等级 IP Rating	材质 Material
<b>F652075</b>	2*10W	AC220-240V	2×800LM	10°	2700K	Ra≥90	IP20	压铸铝
				15°	3000K			
				24°	3500K			
				36°	4000K			
				55°	4000K			

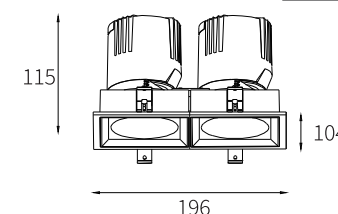


开孔:Ø148\*75mm

<b>F652075</b>	2*12W	AC220-240V	2×960LM	10°	2700K	Ra≥90	IP20	压铸铝
				15°	3000K			
				24°	3500K			
				36°	4000K			
				55°	4000K			

<b>F652075</b>	2*15W	AC220-240V	2×1200LM	10°	2700K	Ra≥90	IP20	压铸铝
				15°	3000K			
				24°	3500K			
				36°	4000K			
				55°	4000K			

型号 Model No.	功率 Wattage(W)	电压 Voltage	光通量 Luminous Flux(lm)	光束角 Beam Angle(°)	色温 Colour Temp	显指 CRI	防护等级 IP Rating	材质 Material
<b>F652095</b>	2*20W	AC220-240V	2×1600LM	15°	2700K	Ra≥90	IP20	压铸铝
				24°	3000K			
				36°	3500K			
				55°	4000K			



开孔:Ø188\*95mm

<b>F652095</b>	2*25W	AC220-240V	2×2000LM	15°	2700K	Ra≥90	IP20	压铸铝
				24°	3000K			
				36°	3500K			
				55°	4000K			

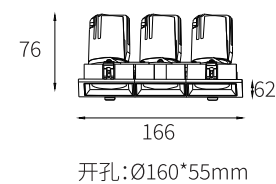
- Adjustable angle 调角: 可摆角30°+水平旋转355°
- Installation 安装方式: Recessed Mounting 嵌入式
- Lighting Efficiency 利用率: >80%
- Optional Features 可选功能: 0-10v,Dali ,Triac Dimming,SmartMee Dimming & CCT Adjusting  
0-10v,Dali ,可控硅调光, SmartMee 调光调色
- Applications 应用: Shops and boutiques,Galleries and museums,Department stores,  
Exhibition booths,Commercial buildings  
商店和精品店,画廊和博物馆,百货公司,展览摊位,商业大厦



- Adjustable angle 调角: 0°
- Installation 安装方式: Recessed Mounting 嵌入式
- Lighting Efficiency 利用率: >80%
- Optional Features 可选功能: 0-10v,Dali ,Triac Dimming,SmartMee Dimming & CCT Adjusting  
0-10v,Dali ,可控硅调光, SmartMee 调光调色
- Applications 应用: Shops and boutiques,Galleries and museums,Department stores,  
Exhibition booths,Commercial buildings  
商店和精品店,画廊和博物馆,百货公司,展览摊位,商业大厦

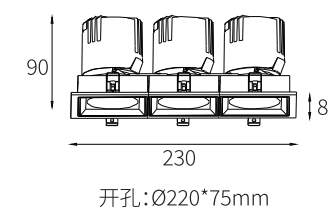


型号 Model No.	功率 Wattage(W)	电压 Voltage	光通量 Luminous Flux(lm)	光束角 Beam Angle(°)	色温 Colour Temp	显指 CRI	防护等级 IP Rating	材质 Material
<b>F653055</b>	3*5W	AC220-240V	3×400LM	15°	2700K	Ra≥90	IP20	压铸铝
				24°	3000K			
				36°	3500K			
				55°	4000K			



<b>F653055</b>	3*7W	AC220-240V	3×560LM	15°	2700K	Ra≥90	IP20	压铸铝
				24°	3000K			
				36°	3500K			
				55°	4000K			

型号 Model No.	功率 Wattage(W)	电压 Voltage	光通量 Luminous Flux(lm)	光束角 Beam Angle(°)	色温 Colour Temp	显指 CRI	防护等级 IP Rating	材质 Material
<b>F653075</b>	3*10W	AC220-240V	3×800LM	10°	2700K	Ra≥90	IP20	压铸铝
				15°	3000K			
				24°	3500K			
				36°	4000K			



<b>F653075</b>	3*12W	AC220-240V	3×800LM	10°	2700K	Ra≥90	IP20	压铸铝
				15°	3000K			
				24°	3500K			
				36°	4000K			

<b>F653075</b>	3*15W	AC220-240V	3×1200LM	10°	2700K	Ra≥90	IP20	压铸铝
				15°	3000K			
				24°	3500K			
				36°	4000K			



# HANA SERIES

## HANA 天花射灯系列


LED 模组化射灯有优越的散热管理能力；高光效输出，无眩光和重影，光线柔和舒适；显色指数高，色彩还原性好；耐冲击，防震动，安全性好，安装简易，可直接代替传统灯具。

应用场所：模组化射灯适用于各类型酒店大堂，餐厅，过道，客房，会所、展厅、品牌专卖店、博物馆、办公楼大厅等一切需要展示照明的场所。

LED Combined to shoot the light have excellent thermal management ability; High light output, no glare and shadow, light, soft and comfortable; High color rendering index, color reproduction is good; Impact resistance vibration resistance, good safety; Easy installation, can directly replace the traditional lighting.

LED Combined to shoot the light series

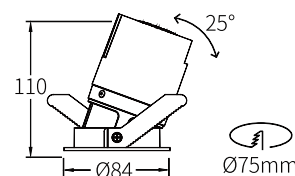
applicable To various Types of hotel lobby, restaurant, corridors, guest room, club, the exhibition hall office building, brand stores, museums, hall etc Place which needs To be display lighting, etc.



- Adjustable angle 调角: 25°
- Installation 安装方式: Recessed Mounting 嵌入式
- Lighting Efficiency 利用率: >80%
- Optional Features 可选功能: 0-10v,Dali ,Triac Dimming,SmartMee Dimming & CCT Adjusting  
0-10v,Dali ,可控硅调光, SmartMee 调光调色
- Applications 应用: Hotel lobby, restaurant, corridors, guest room, club,  
the exhibition hall office building, brand stores, museums  
酒店大堂、餐厅、走廊、客房、会所、展厅办公楼、品牌专卖店、博物馆



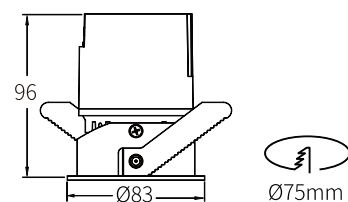
型号 Model No.	功率 Wattage(W)	电压 Voltage	光通量 Luminous Flux(lm)	光束角 Beam Angle(°)	色温 Colour Temp	显指 CRI	防护等级 IP Rating	材质 Material
<b>F43075T</b>	6-18W	220V-240V	350-987LM	15° 24° 36°	2700K -5500k	Ra>90	IP20	压铸铝



- Adjustable angle 调角: 0°
- Installation 安装方式: Recessed Mounting 嵌入式
- Lighting Efficiency 利用率: >80%
- Optional Features 可选功能: 0-10v,Dali ,Triac Dimming,SmartMee Dimming & CCT Adjusting  
0-10v,Dali ,可控硅调光, SmartMee 调光调色
- Applications 应用: Restaurants, Hotels, Offices, Kitchens, Corridors  
餐厅、酒店、办公室、厨房、走廊



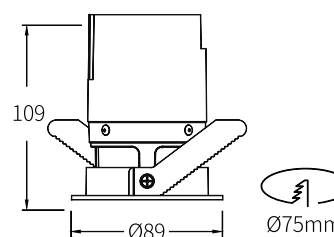
型号 Model No.	功率 Wattage(W)	电压 Voltage	光通量 Luminous Flux(lm)	光束角 Beam Angle(°)	色温 Colour Temp	显指 CRI	防护等级 IP Rating	材质 Material
<b>F43075A</b>	6-18W	220V-240V	300-888LM	15° 24° 36°	2700K -5500k	Ra>90	IP20	压铸铝



- Adjustable angle 调角: 0°
- Installation 安装方式: Recessed Mounting 嵌入式
- Lighting Efficiency 利用率: >80%
- Optional Features 可选功能: 0-10v,Dali ,Triac Dimming,SmartMee Dimming & CCT Adjusting  
0-10v,Dali ,可控硅调光, SmartMee 调光调色
- Applications 应用: Hotel lobby, restaurant, corridors, guest room, club,  
the exhibition hall office building, brand stores, museums  
酒店大堂、餐厅、走廊、客房、会所、展厅办公楼、品牌专卖店、博物馆



型号 Model No.	功率 Wattage(W)	电压 Voltage	光通量 Luminous Flux(lm)	光束角 Beam Angle(°)	色温 Colour Temp	显指 CRI	防护等级 IP Rating	材质 Material
<b>F34075A</b>	6-8W	220V-240V	360-478LM	15° 24° 40°	2700K -5500K	Ra>90	IP20	压铸铝



<b>F34075A</b>	10/12W	220V-240V	240-705LM	15° 24° 40°	2700K -5500K	Ra>90	IP20	压铸铝
----------------	--------	-----------	-----------	-------------------	-----------------	-------	------	-----

<b>F34075A</b>	15W	220V-240V	1181LM	15° 24° 40°	2700K -5500K	Ra>90	IP20	压铸铝
----------------	-----	-----------	--------	-------------------	-----------------	-------	------	-----

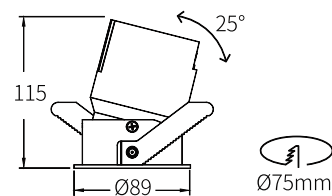
- Adjustable angle 调角: 25°
- Installation 安装方式: Recessed Mounting 嵌入式
- Lighting Efficiency 利用率: >80%
- Optional Features 可选功能: 0-10v,Dali ,Triac Dimming,SmartMee Dimming & CCT Adjusting  
0-10v,Dali ,可控硅调光, SmartMee 调光调色
- Applications 应用: Hotel lobby, restaurant, corridors, guest room, club,  
the exhibition hall office building, brand stores, museums  
酒店大堂、餐厅、走廊、客房、会所、展厅办公楼、品牌专卖店、博物馆



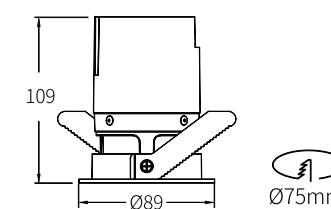
- Adjustable angle 调角: 0°
- Installation 安装方式: Recessed Mounting 嵌入式
- Lighting Efficiency 利用率: >80%
- Optional Features 可选功能: 0-10v,Dali ,Triac Dimming,SmartMee Dimming & CCT Adjusting  
0-10v,Dali ,可控硅调光, SmartMee 调光调色
- Applications 应用: Hotel lobby, restaurant, corridors, guest room, club,  
the exhibition hall office building, brand stores, museums  
酒店大堂、餐厅、走廊、客房、会所、展厅办公楼、品牌专卖店、博物馆



型号 Model No.	功率 Wattage(W)	电压 Voltage	光通量 Luminous Flux(lm)	光束角 Beam Angle(°)	色温 Colour Temp	显指 CRI	防护等级 IP Rating	材质 Material
<b>F34075T</b>	6-18W	220V-240V	360-478LM	15° 24° 40°	2700K -5500k	Ra>90	IP20	压铸铝
	10/12W	220V-240V	590-705LM	15° 24° 40°	2700K -5500K	Ra>90	IP20	压铸铝
	15W	220V-240V	1039LM	15° 24° 40°	2700K -5500K	Ra>90	IP20	压铸铝



型号 Model No.	功率 Wattage(W)	电压 Voltage	光通量 Luminous Flux(lm)	光束角 Beam Angle(°)	色温 Colour Temp	显指 CRI	防护等级 IP Rating	材质 Material
<b>F35075A</b>	6-8W	220V-240V	360-478LM	15° 24° 40°	2700K -5500K	Ra>90	IP20	压铸铝
	10/12W	220V-240V	590-705LM	15° 24° 40°	2700K -5500K	Ra>90	IP20	压铸铝
	15W	220V-240V	940LM	15° 24° 40°	2700K -5500K	Ra>90	IP20	压铸铝



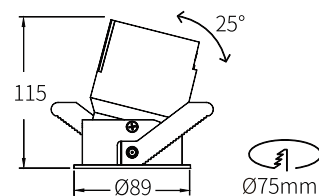
- Adjustable angle 调角: 25°
- Installation 安装方式: Recessed Mounting 嵌入式
- Lighting Efficiency 利用率: >80%
- Optional Features 可选功能: 0-10v,Dali ,Triac Dimming,SmartMee Dimming & CCT Adjusting  
0-10v,Dali ,可控硅调光, SmartMee 调光调色
- Applications 应用: Hotel lobby, restaurant, corridors, guest room, club,  
the exhibition hall office building, brand stores, museums  
酒店大堂、餐厅、走廊、客房、会所、展厅办公楼、品牌专卖店、博物馆



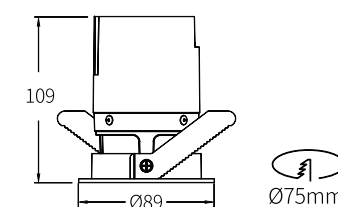
- Adjustable angle 调角: 0°
- Installation 安装方式: Recessed Mounting 嵌入式
- Lighting Efficiency 利用率: >80%
- Optional Features 可选功能: 0-10v,Dali ,Triac Dimming,SmartMee Dimming & CCT Adjusting  
0-10v,Dali ,可控硅调光, SmartMee 调光调色
- Applications 应用: Hotel lobby, restaurant, corridors, guest room, club,  
the exhibition hall office building, brand stores, museums  
酒店大堂、餐厅、走廊、客房、会所、展厅办公楼、品牌专卖店、博物馆



型号 Model No.	功率 Wattage(W)	电压 Voltage	光通量 Luminous Flux(lm)	光束角 Beam Angle(°)	色温 Colour Temp	显指 CRI	防护等级 IP Rating	材质 Material
<b>F35075T</b>	6-8W	220V-240V	360-478LM	15° 24° 40°	2700K -5500k	Ra>90	IP20	压铸铝
	10/12W	220V-240V	590-705LM	15° 24° 40°	2700K -5500K	Ra>90	IP20	压铸铝
	15W	220V-240V	899LM	15° 24° 40°	2700K -5500K	Ra>90	IP20	压铸铝



型号 Model No.	功率 Wattage(W)	电压 Voltage	光通量 Luminous Flux(lm)	光束角 Beam Angle(°)	色温 Colour Temp	显指 CRI	防护等级 IP Rating	材质 Material
<b>F35075G</b>	6-8W	220V-240V	360-410LM	15° 24° 40°	2700K -5500K	Ra>90	IP20	压铸铝
	10/12W	220V-240V	540-650LM	15° 24° 40°	2700K -5500K	Ra>90	IP20	压铸铝
	15W	220V-240V	817LM	15° 24° 40°	2700K -5500K	Ra>90	IP20	压铸铝







# LENA CEILING SPOTLIGHT SERIES

## LENA 天花射灯系列

LED天花嵌入式射灯有多种不同结构的灯体, 优越的散热管理能力;高光效输出, 无眩光和重影, 光线柔和舒适;显色指数高, 色彩还原性好;耐冲击, 防震动, 安全性好, 安装简易, 可直接代替传统灯具。

应用场所: 天花灯系列适用于各类型酒店大堂, 餐厅, 过道, 客房, 会所、展厅、品牌专卖店、博物馆、办公楼大厅等一切需要展示照明的场所等。

LED Ceiling lights have excellent thermal management ability; High light output, no glare and shadow, light, soft and comfortable; High color rendering Index, color reproduction is good; impact resistance vibration resistance, good safety; Easy installation, can directly replace the Traditional lighting; Ceiling light series applicable To various Types of hotel lobby, restaurant, corridors, guest room, club, the exhibition hall office building, brand stores, museums, hall etc Place which needs To be display lighting, etc



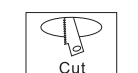
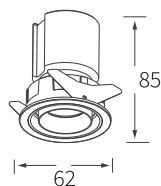
- Adjustable angle 调角: 可调角30°+35
- Installation 安装方式: Recessed Mounting 嵌入式
- Lighting Efficiency 利用率: >80%
- Optional Features 可选功能: 0-10v,Dali ,Triac Dimming,SmartMee Dimming & CCT Adjusting  
0-10v,Dali ,可控硅调光, SmartMee 调光调色
- Applications 应用: Shops and boutiques,Galleries and museums,Departm entstores,  
Exhibition booths,Commercial buildings  
商店和精品店,画廊和博物馆,百货公司,展览摊位,商业大厦



- Adjustable angle 调角: 可调角30°+35
- Installation 安装方式: Recessed Mounting 嵌入式
- Lighting Efficiency 利用率: >80%
- Optional Features 可选功能: 0-10v,Dali ,Triac Dimming,SmartMee Dimming & CCT Adjusting  
0-10v,Dali ,可控硅调光, SmartMee 调光调色
- Applications 应用: Shops and boutiques,Galleries and museums,Departm entstores,  
Exhibition booths,Commercial buildings  
商店和精品店,画廊和博物馆,百货公司,展览摊位,商业大厦

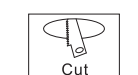
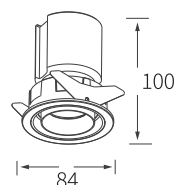


型号 Model No.	功率 Wattage(W)	电压 Voltage	光通量 Luminous Flux(lm)	光束角 Beam Angle(°)	色温 Colour Temp	显指 CRI	防护等级 IP Rating	材质 Material
<b>F73655</b>	7/10W	AC220-240V	560/800LM	10°	2700K	Ra≥90	IP20	压铸铝
				15°	3000K			
				24°	3500K			
				38°	4000K			
				60°	4000K			



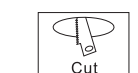
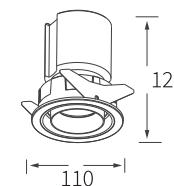
开孔:Ø55mm

<b>F73675</b>	15/20W	AC220-240V	1200/1600LM	10°	2700K	Ra≥90	IP20	压铸铝
				15°	3000K			
				24°	3500K			
				38°	4000K			
				60°	4000K			



开孔:Ø75mm

型号 Model No.	功率 Wattage(W)	电压 Voltage	光通量 Luminous Flux(lm)	光束角 Beam Angle(°)	色温 Colour Temp	显指 CRI	防护等级 IP Rating	材质 Material
<b>F73695</b>	30/35W	AC220-240V	2400/2800LM	10°	2700K	Ra≥90	IP20	压铸铝
				15°	3000K			
				24°	3500K			
				38°	4000K			
				60°	4000K			



开孔:Ø95mm




# GITA RECESSED GRILLE LIGHT SERIES

## GITA 格栅射灯系列

LED格栅射灯, 以对光学为设计理念, 从光应用的角度, 揉合现代LED照明的基本元素, 全新演绎商业环境的赢利之光, 为您带来高质量的生活与工作空间。适用于各类型公共场所、商场、汽车展厅、品牌专卖店、连锁店、百货公司、超市、博物馆办公大楼等重点、局部照明场所。

LED Grille light series, to the optical design concept, from the perspective of the application of light, which combines the basic elements of modern LED lighting, The new interpretation of the light of the profitability of the business environment, to bring you high quality living and working space

Applicable to all types of public places. The shopping malls, car showroom, brand stores, chain stores, department stores, supermarkets, museums and other key office buildings, Local lighting place.



- Adjustable angle 调角: 350°可旋转 直角20°可调节
- Installation 安装方式: Recessed Mounting 嵌入式
- Lighting Efficiency 利用率: >80%
- Optional Features 可选功能: 0-10v,Dali ,Triac Dimming,SmartMee Dimming & CCT Adjusting  
0-10v,Dali ,可控硅调光, SmartMee 调光调色
- Applications 应用: shopping malls, automotive showrooms, brand stores, chain stores, department stores, museums  
商场、汽车展厅、品牌专卖店、连锁店、百货公司、博物馆



- Adjustable angle 调角: 350°可旋转 直角20°可调节
- Installation 安装方式: Recessed Mounting 嵌入式
- Lighting Efficiency 利用率: >80%
- Optional Features 可选功能: 0-10v,Dali ,Triac Dimming,SmartMee Dimming & CCT Adjusting  
0-10v,Dali ,可控硅调光, SmartMee 调光调色
- Applications 应用: shopping malls, automotive showrooms, brand stores, chain stores, department stores, museums  
商场、汽车展厅、品牌专卖店、连锁店、百货公司、博物馆



型号 Model No.	功率 Wattage(W)	电压 Voltage	光通量 Luminous Flux(lm)	光束角 Beam Angle(°)	色温 Colour Temp.	显指 CRI	防护等级 IP Rating	材质 Material
	8W	220-240V	505LM	15°	2700K	>90	IP20	压铸铝
				24°				
	8W	220-240V	539LM	15°	3000K	>90	IP20	压铸铝
				24°				
	8W	220-240V	554LM	15°	4000K	>90	IP20	压铸铝
				24°				
	8W	220-240V	586LM	15°	5500K	>90	IP20	压铸铝
				24°				

型号 Model No.	功率 Wattage(W)	电压 Voltage	光通量 Luminous Flux(lm)	光束角 Beam Angle(°)	色温 Colour Temp.	显指 CRI	防护等级 IP Rating	材质 Material
	10W	220-240V	665LM	15°	2700K	>90	IP20	压铸铝
				24°				
	10W	220-240V	681LM	15°	3000K	>90	IP20	压铸铝
				24°				
	10W	220-240V	673LM	15°	4000K	>90	IP20	压铸铝
				24°				
	10W	220-240V	758LM	15°	5500K	>90	IP20	压铸铝
				24°				

- Adjustable angle 调角: 350°可旋转 直角20°可调节
- Installation 安装方式: Recessed Mounting 嵌入式
- Lighting Efficiency 利用率: >80%
- Optional Features 可选功能: 0-10v,Dali ,Triac Dimming,SmartMee Dimming & CCT Adjusting  
0-10v,Dali ,可控硅调光, SmartMee 调光调色
- Applications 应用: shopping malls, automotive showrooms, brand stores, chain stores, department stores, museums  
商场、汽车展厅、品牌专卖店、连锁店、百货公司、博物馆



- Adjustable angle 调角: 350°可旋转 直角20°可调节
- Installation 安装方式: Recessed Mounting 嵌入式
- Lighting Efficiency 利用率: >80%
- Optional Features 可选功能: 0-10v,Dali ,Triac Dimming,SmartMee Dimming & CCT Adjusting  
0-10v,Dali ,可控硅调光, SmartMee 调光调色
- Applications 应用: shopping malls, automotive showrooms, brand stores, chain stores, department stores, museums  
商场、汽车展厅、品牌专卖店、连锁店、百货公司、博物馆



型号 Model No.	功率 Wattage(W)	电压 Voltage	光通量 Luminous Flux(lm)	光束角 Beam Angle(°)	色温 Colour Temp.	显指 CRI	防护等级 IP Rating	材质 Material	
	<b>F661102A</b>	2*8W	220-240V	905LM	15° 24° 40°	2700K	>90	IP20	压铸铝
	<b>F661102A</b>	2*8W	220-240V	1003LM	15° 24° 40°	3000K	>90	IP20	压铸铝
	<b>F661102A</b>	2*8W	220-240V	928LM	15° 24° 40°	4000K	>90	IP20	压铸铝
	<b>F661102A</b>	2*8W	220-240V	1077LM	15° 24° 40°	5500K	>90	IP20	压铸铝

型号 Model No.	功率 Wattage(W)	电压 Voltage	光通量 Luminous Flux(lm)	光束角 Beam Angle(°)	色温 Colour Temp.	显指 CRI	防护等级 IP Rating	材质 Material	
	<b>F661102A</b>	2*10W	220-240V	1205LM	15° 24° 40°	2700K	>90	IP20	压铸铝
	<b>F661102A</b>	2*10W	220-240V	1245LM	15° 24° 40°	3000K	>90	IP20	压铸铝
	<b>F661102A</b>	2*10W	220-240V	1163LM	15° 24° 40°	4000K	>90	IP20	压铸铝
	<b>F661102A</b>	2*10W	220-240V	1287LM	15° 24° 40°	5500K	>90	IP20	压铸铝

- Adjustable angle 调角: 350°可旋转 直角20°可调节
- Installation 安装方式: Recessed Mounting 嵌入式
- Lighting Efficiency 利用率: >80%
- Optional Features 可选功能: 0-10v,Dali ,Triac Dimming,SmartMee Dimming & CCT Adjusting  
0-10v,Dali ,可控硅调光, SmartMee 调光调色
- Applications 应用: shopping malls, automotive showrooms, brand stores, chain stores, department stores, museums  
商场、汽车展厅、品牌专卖店、连锁店、百货公司、博物馆



- Adjustable angle 调角: 350°可旋转 直角20°可调节
- Installation 安装方式: Recessed Mounting 嵌入式
- Lighting Efficiency 利用率: >80%
- Optional Features 可选功能: 0-10v,Dali ,Triac Dimming,SmartMee Dimming & CCT Adjusting  
0-10v,Dali ,可控硅调光, SmartMee 调光调色
- Applications 应用: shopping malls, automotive showrooms, brand stores, chain stores, department stores, museums  
商场、汽车展厅、品牌专卖店、连锁店、百货公司、博物馆



型号 Model No.	功率 Wattage(W)	电压 Voltage	光通量 Luminous Flux(lm)	光束角 Beam Angle(°)	色温 Colour Temp.	显指 CRI	防护等级 IP Rating	材质 Material
	<b>F661103A</b>	3*8W	220-240V	1305LM	15° 24° 40°	2700K	>90	IP20 压铸铝
	<b>F661103A</b>	3*8W	220-240V	1462LM	15° 24° 40°	3000K	>90	IP20 压铸铝
	<b>F661103A</b>	3*8W	220-240V	1368LM	15° 24° 40°	4000K	>90	IP20 压铸铝
	<b>F661103A</b>	3*8W	220-240V	1569LM	15° 24° 40°	5500K	>90	IP20 压铸铝

型号 Model No.	功率 Wattage(W)	电压 Voltage	光通量 Luminous Flux(lm)	光束角 Beam Angle(°)	色温 Colour Temp.	显指 CRI	防护等级 IP Rating	材质 Material
	<b>F661103A</b>	3*10W	220-240V	1505LM	15° 24° 40°	2700K	>90	IP20 压铸铝
	<b>F661103A</b>	3*10W	220-240V	1794LM	15° 24° 40°	3000K	>90	IP20 压铸铝
	<b>F661103A</b>	3*10W	220-240V	1672LM	15° 24° 40°	4000K	>90	IP20 压铸铝
	<b>F661103A</b>	3*10W	220-240V	1895LM	15° 24° 40°	5500K	>90	IP20 压铸铝

- Adjustable angle 调角: 350°可旋转 直角20°可调节
- Installation 安装方式: Recessed Mounting 嵌入式
- Lighting Efficiency 利用率: >80%
- Optional Features 可选功能: 0-10v,Dali ,Triac Dimming,SmartMee Dimming & CCT Adjusting  
0-10v,Dali ,可控硅调光, SmartMee 调光调色
- Applications 应用: shopping malls, automotive showrooms, brand stores, chain stores, department stores, museums  
商场、汽车展厅、品牌专卖店、连锁店、百货公司、博物馆



- Adjustable angle 调角: 350°可旋转 直角20°可调节
- Installation 安装方式: Recessed Mounting 嵌入式
- Lighting Efficiency 利用率: >80%
- Optional Features 可选功能: 0-10v,Dali ,Triac Dimming,SmartMee Dimming & CCT Adjusting  
0-10v,Dali ,可控硅调光, SmartMee 调光调色
- Applications 应用: shopping malls, automotive showrooms, brand stores, chain stores, department stores, museums  
商场、汽车展厅、品牌专卖店、连锁店、百货公司、博物馆



型号 Model No.	功率 Wattage(W)	电压 Voltage	光通量 Luminous Flux(lm)	光束角 Beam Angle(°)	色温 Colour Temp.	显指 CRI	防护等级 IP Rating	材质 Material	
	<b>F671001A</b>	8W	220-240V	505LM	15° 24° 40°	2700K	>90	IP20	压铸铝
	<b>F671001A</b>	8W	220-240V	539LM	15° 24° 40°	3000K	>90	IP20	压铸铝
	<b>F671001A</b>	8W	220-240V	554LM	15° 24° 40°	4000K	>90	IP20	压铸铝
	<b>F671001A</b>	8W	220-240V	586LM	15° 24° 40°	5500K	>90	IP20	压铸铝

型号 Model No.	功率 Wattage(W)	电压 Voltage	光通量 Luminous Flux(lm)	光束角 Beam Angle(°)	色温 Colour Temp.	显指 CRI	防护等级 IP Rating	材质 Material	
	<b>F671001A</b>	10W	220-240V	665LM	15° 24° 40°	2700K	>90	IP20	压铸铝
	<b>F671001A</b>	10W	220-240V	681LM	15° 24° 40°	3000K	>90	IP20	压铸铝
	<b>F671001A</b>	10W	220-240V	673LM	15° 24° 40°	4000K	>90	IP20	压铸铝
	<b>F671001A</b>	10W	220-240V	758LM	15° 24° 40°	5500K	>90	IP20	压铸铝

- Adjustable angle 调角: 350°可旋转 直角20°可调节
- Installation 安装方式: Recessed Mounting 嵌入式
- Lighting Efficiency 利用率: >80%
- Optional Features 可选功能: 0-10v,Dali ,Triac Dimming,SmartMee Dimming & CCT Adjusting  
0-10v,Dali ,可控硅调光, SmartMee 调光调色
- Applications 应用: shopping malls, automotive showrooms, brand stores, chain stores, department stores, museums  
商场、汽车展厅、品牌专卖店、连锁店、百货公司、博物馆



- Adjustable angle 调角: 350°可旋转 直角20°可调节
- Installation 安装方式: Recessed Mounting 嵌入式
- Lighting Efficiency 利用率: >80%
- Optional Features 可选功能: 0-10v,Dali ,Triac Dimming,SmartMee Dimming & CCT Adjusting  
0-10v,Dali ,可控硅调光, SmartMee 调光调色
- Applications 应用: shopping malls, automotive showrooms, brand stores, chain stores, department stores, museums  
商场、汽车展厅、品牌专卖店、连锁店、百货公司、博物馆



型号 Model No.	功率 Wattage(W)	电压 Voltage	光通量 Luminous Flux(lm)	光束角 Beam Angle(°)	色温 Colour Temp.	显指 CRI	防护等级 IP Rating	材质 Material	
	<b>F671002A</b>	2*8W	220-240V	905LM	15° 24° 40°	2700K	>90	IP20	压铸铝
	<b>F671002A</b>	2*8W	220-240V	1003LM	15° 24° 40°	3000K	>90	IP20	压铸铝
	<b>F671002A</b>	2*8W	220-240V	928LM	15° 24° 40°	4000K	>90	IP20	压铸铝
	<b>F671002A</b>	2*8W	220-240V	1077LM	15° 24° 40°	5500K	>90	IP20	压铸铝

型号 Model No.	功率 Wattage(W)	电压 Voltage	光通量 Luminous Flux(lm)	光束角 Beam Angle(°)	色温 Colour Temp.	显指 CRI	防护等级 IP Rating	材质 Material	
	<b>F671002A</b>	2*10W	220-240V	1205LM	15° 24° 40°	2700K	>90	IP20	压铸铝
	<b>F671002A</b>	2*10W	220-240V	1245LM	15° 24° 40°	3000K	>90	IP20	压铸铝
	<b>F671002A</b>	2*10W	220-240V	1163LM	15° 24° 40°	4000K	>90	IP20	压铸铝
	<b>F671002A</b>	2*10W	220-240V	1287LM	15° 24° 40°	5500K	>90	IP20	压铸铝



- Adjustable angle 调角: 350°可旋转 直角20°可调节
- Installation 安装方式: Recessed Mounting 嵌入式
- Lighting Efficiency 利用率: >80%
- Optional Features 可选功能: 0-10v,Dali ,Triac Dimming,SmartMee Dimming & CCT Adjusting  
0-10v,Dali ,可控硅调光, SmartMee 调光调色
- Applications 应用: shopping malls, automotive showrooms, brand stores, chain stores, department stores, museums  
商场、汽车展厅、品牌专卖店、连锁店、百货公司、博物馆




- Adjustable angle 调角: 350°可旋转 直角20°可调节
- Installation 安装方式: Recessed Mounting 嵌入式
- Lighting Efficiency 利用率: >80%
- Optional Features 可选功能: 0-10v,Dali ,Triac Dimming,SmartMee Dimming & CCT Adjusting  
0-10v,Dali ,可控硅调光, SmartMee 调光调色
- Applications 应用: shopping malls, automotive showrooms, brand stores, chain stores, department stores, museums  
商场、汽车展厅、品牌专卖店、连锁店、百货公司、博物馆



型号 Model No.	功率 Wattage(W)	电压 Voltage	光通量 Luminous Flux(lm)	光束角 Beam Angle(°)	色温 Colour Temp.	显指 CRI	防护等级 IP Rating	材质 Material	
	<b>F671003A</b>	3*8W	220-240V	1305LM	15° 24° 40°	2700K	>90	IP20	压铸铝
	<b>F671003A</b>	3*8W	220-240V	1462LM	15° 24° 40°	3000K	>90	IP20	压铸铝
	<b>F671003A</b>	3*8W	220-240V	1368LM	15° 24° 40°	4000K	>90	IP20	压铸铝
	<b>F671003A</b>	3*8W	220-240V	1569LM	15° 24° 40°	5500K	>90	IP20	压铸铝

型号 Model No.	功率 Wattage(W)	电压 Voltage	光通量 Luminous Flux(lm)	光束角 Beam Angle(°)	色温 Colour Temp.	显指 CRI	防护等级 IP Rating	材质 Material	
	<b>F671003A</b>	3*10W	220-240V	1505LM	15° 24° 40°	2700K	>90	IP20	压铸铝
	<b>F671003A</b>	3*10W	220-240V	1794LM	15° 24° 40°	3000K	>90	IP20	压铸铝
	<b>F671003A</b>	3*10W	220-240V	1672LM	15° 24° 40°	4000K	>90	IP20	压铸铝
	<b>F671003A</b>	3*10W	220-240V	1895LM	15° 24° 40°	5500K	>90	IP20	压铸铝




# ARA RECESSED GRILLE LIGHT SERIES

ARA 格栅射灯系列


LED 格栅射灯，以对光学为设计理念，从光应用的角度，揉合现代LED照明的基本元素，全新演绎商业环境的赢利之光，为您带来高质量的生活与工作空间。适用于各类型公共场所、商场、汽车展厅、品牌专卖店、连锁店、百货公司、超市、博物馆办公大楼等重点、局部照明场所。

LED Grille light series, to the optical design concept, from the perspective of the application of light, which combines the basic elements of modern LED lighting. The new interpretation of the light of the profitability of the business environment, to bring you high quality living and working space


Applicable to all types of public places. The shopping malls, car showroom, brand stores, chain stores, department stores, supermarkets, museums and other key office buildings, local lighting place.



- Adjustable angle 调角: 350°可旋转 直角20°可调节
- Installation 安装方式: Recessed Mounting 嵌入式
- Lighting Efficiency 利用率: >80%
- Optional Features 可选功能: 0-10v,Dali ,Triac Dimming,SmartMee Dimming & CCT Adjusting  
0-10v,Dali ,可控硅调光, SmartMee 调光调色
- Applications 应用: shopping malls, automotive showrooms, brand stores, chain stores, department stores, museums  
商场、汽车展厅、品牌专卖店、连锁店、百货公司、博物馆



- Adjustable angle 调角: 350°可旋转 直角20°可调节
- Installation 安装方式: Recessed Mounting 嵌入式
- Lighting Efficiency 利用率: >80%
- Optional Features 可选功能: 0-10v,Dali ,Triac Dimming,SmartMee Dimming & CCT Adjusting  
0-10v,Dali ,可控硅调光, SmartMee 调光调色
- Applications 应用: shopping malls, automotive showrooms, brand stores, chain stores, department stores, museums  
商场、汽车展厅、品牌专卖店、连锁店、百货公司、博物馆



型号 Model No.	功率 Wattage(W)	电压 Voltage	光通量 Luminous Flux(lm)	光束角 Beam Angle(°)	色温 Colour Temp.	显指 CRI	防护等级 IP Rating	材质 Material
	<b>FGL63001T</b>	25W	220-240V	1545LM	15° 24° 40°	2700K	>90	IP20 压铸铝
	<b>FGL63001T</b>	25W	220-240V	1666LM	15° 24° 40°	3000K	>90	IP20 压铸铝
	<b>FGL63001T</b>	25W	220-240V	1606LM	15° 24° 40°	4000K	>90	IP20 压铸铝
	<b>FGL63001T</b>	25W	220-240V	1508LM	15° 24° 40°	5500K	>90	IP20 压铸铝

型号 Model No.	功率 Wattage(W)	电压 Voltage	光通量 Luminous Flux(lm)	光束角 Beam Angle(°)	色温 Colour Temp.	显指 CRI	防护等级 IP Rating	材质 Material
	<b>FGL63001T</b>	30W	220-240V	1805LM	15° 24° 40°	2700K	>90	IP20 压铸铝
	<b>FGL63001T</b>	30W	220-240V	1848LM	15° 24° 40°	3000K	>90	IP20 压铸铝
	<b>FGL63001T</b>	30W	220-240V	1760LM	15° 24° 40°	4000K	>90	IP20 压铸铝
	<b>FGL63001T</b>	30W	220-240V	1865LM	15° 24° 40°	5500K	>90	IP20 压铸铝

- Adjustable angle 调角: 350°可旋转 直角20°可调节
- Installation 安装方式: Recessed Mounting 嵌入式
- Lighting Efficiency 利用率: >80%
- Optional Features 可选功能: 0-10v,Dali ,Triac Dimming,SmartMee Dimming & CCT Adjusting  
0-10v,Dali ,可控硅调光, SmartMee 调光调色
- Applications 应用: shopping malls, automotive showrooms, brand stores, chain stores, department stores, museums  
商场、汽车展厅、品牌专卖店、连锁店、百货公司、博物馆



- Adjustable angle 调角: 350°可旋转 直角20°可调节
- Installation 安装方式: Recessed Mounting 嵌入式
- Lighting Efficiency 利用率: >80%
- Optional Features 可选功能: 0-10v,Dali ,Triac Dimming,SmartMee Dimming & CCT Adjusting  
0-10v,Dali ,可控硅调光, SmartMee 调光调色
- Applications 应用: shopping malls, automotive showrooms, brand stores, chain stores, department stores, museums  
商场、汽车展厅、品牌专卖店、连锁店、百货公司、博物馆



型号 Model No.	功率 Wattage(W)	电压 Voltage	光通量 Luminous Flux(lm)	光束角 Beam Angle(°)	色温 Colour Temp.	显指 CRI	防护等级 IP Rating	材质 Material
	<b>FGL63002T</b>	2*25W	220-240V	2845LM	15° 24° 40°	2700K	>90	IP20 压铸铝
	<b>FGL63002T</b>	2*25W	220-240V	3157LM	15° 24° 40°	3000K	>90	IP20 压铸铝
<b>FGL63002T</b>	2*25W	220-240V	3008LM	15° 24° 40°	4000K	>90	IP20 压铸铝	
<b>FGL63002T</b>	2*25W	220-240V	2832LM	15° 24° 40°	5500K	>90	IP20 压铸铝	

型号 Model No.	功率 Wattage(W)	电压 Voltage	光通量 Luminous Flux(lm)	光束角 Beam Angle(°)	色温 Colour Temp.	显指 CRI	防护等级 IP Rating	材质 Material
	<b>FGL63002T</b>	2*30W	220-240V	3005LM	15° 24° 40°	2700K	>90	IP20 压铸铝
	<b>FGL63002T</b>	2*30W	220-240V	3386LM	15° 24° 40°	3000K	>90	IP20 压铸铝
<b>FGL63002T</b>	2*30W	220-240V	3303LM	15° 24° 40°	4000K	>90	IP20 压铸铝	
<b>FGL63002T</b>	2*30W	220-240V	3168LM	15° 24° 40°	5500K	>90	IP20 压铸铝	

- Adjustable angle 调角: 350°可旋转 直角20°可调节
- Installation 安装方式: Recessed Mounting 嵌入式
- Lighting Efficiency 利用率: >80%
- Optional Features 可选功能: 0-10v,Dali ,Triac Dimming, SmartMee Dimming & CCT Adjusting  
0-10v,Dali ,可控硅调光, SmartMee 调光调色
- Applications 应用: shopping malls, automotive showrooms, brand stores, chain stores, department stores, museums  
商场、汽车展厅、品牌专卖店、连锁店、百货公司、博物馆



- Adjustable angle 调角: 350°可旋转 直角20°可调节
- Installation 安装方式: Recessed Mounting 嵌入式
- Lighting Efficiency 利用率: >80%
- Optional Features 可选功能: 0-10v,Dali ,Triac Dimming, SmartMee Dimming & CCT Adjusting  
0-10v,Dali ,可控硅调光, SmartMee 调光调色
- Applications 应用: shopping malls, automotive showrooms, brand stores, chain stores, department stores, museums  
商场、汽车展厅、品牌专卖店、连锁店、百货公司、博物馆



型号 Model No.	功率 Wattage(W)	电压 Voltage	光通量 Luminous Flux(lm)	光束角 Beam Angle(°)	色温 Colour Temp.	显指 CRI	防护等级 IP Rating	材质 Material
	3*25W	220-240V	4945LM	15° 24° 40°	2700K	>90	IP20	压铸铝
	3*25W	220-240V	5066LM	15° 24° 40°	3000K	>90	IP20	压铸铝
	3*25W	220-240V	5106LM	15° 24° 40°	4000K	>90	IP20	压铸铝
	3*25W	220-240V	5250LM	15° 24° 40°	5500K	>90	IP20	压铸铝

型号 Model No.	功率 Wattage(W)	电压 Voltage	光通量 Luminous Flux(lm)	光束角 Beam Angle(°)	色温 Colour Temp.	显指 CRI	防护等级 IP Rating	材质 Material
	3*30W	220-240V	6005LM	15° 24° 40°	2700K	>90	IP20	压铸铝
	3*30W	220-240V	6148LM	15° 24° 40°	3000K	>90	IP20	压铸铝
	3*30W	220-240V	6260LM	15° 24° 40°	4000K	>90	IP20	压铸铝
	3*30W	220-240V	6365LM	15° 24° 40°	5500K	>90	IP20	压铸铝

- Adjustable angle 调角: 350°可旋转 直角20°可调节
- Installation 安装方式: Recessed Mounting 嵌入式
- Lighting Efficiency 利用率: >80%
- Optional Features 可选功能: 0-10v,Dali ,Triac Dimming,SmartMee Dimming & CCT Adjusting  
0-10v,Dali ,可控硅调光, SmartMee 调光调色
- Applications 应用: shopping malls, automotive showrooms, brand stores, chain stores, department stores, museums  
商场、汽车展厅、品牌专卖店、连锁店、百货公司、博物馆



- Adjustable angle 调角: 350°可旋转 直角20°可调节
- Installation 安装方式: Recessed Mounting 嵌入式
- Lighting Efficiency 利用率: >80%
- Optional Features 可选功能: 0-10v,Dali ,Triac Dimming,SmartMee Dimming & CCT Adjusting  
0-10v,Dali ,可控硅调光, SmartMee 调光调色
- Applications 应用: shopping malls, automotive showrooms, brand stores, chain stores, department stores, museums  
商场、汽车展厅、品牌专卖店、连锁店、百货公司、博物馆



型号 Model No.	功率 Wattage(W)	电压 Voltage	光通量 Luminous Flux(lm)	光束角 Beam Angle(°)	色温 Colour Temp.	显指 CRI	防护等级 IP Rating	材质 Material
	<b>FGL64001T</b>	25W	220-240V	1545LM	15° 24° 40°	2700K	>90	IP20 压铸铝
	<b>FGL64001T</b>	25W	220-240V	1666LM	15° 24° 40°	3000K	>90	IP20 压铸铝
	<b>FGL64001T</b>	25W	220-240V	1606LM	15° 24° 40°	4000K	>90	IP20 压铸铝
	<b>FGL64001T</b>	25W	220-240V	1508LM	15° 24° 40°	5500K	>90	IP20 压铸铝

型号 Model No.	功率 Wattage(W)	电压 Voltage	光通量 Luminous Flux(lm)	光束角 Beam Angle(°)	色温 Colour Temp.	显指 CRI	防护等级 IP Rating	材质 Material
	<b>FGL64001T</b>	30W	220-240V	1805LM	15° 24° 40°	2700K	>90	IP20 压铸铝
	<b>FGL64001T</b>	30W	220-240V	1848LM	15° 24° 40°	3000K	>90	IP20 压铸铝
	<b>FGL64001T</b>	30W	220-240V	1760LM	15° 24° 40°	4000K	>90	IP20 压铸铝
	<b>FGL64001T</b>	30W	220-240V	1865LM	15° 24° 40°	5500K	>90	IP20 压铸铝

- Adjustable angle 调角: 350°可旋转 直角20°可调节
- Installation 安装方式: Recessed Mounting 嵌入式
- Lighting Efficiency 利用率: >80%
- Optional Features 可选功能: 0-10v,Dali ,Triac Dimming,SmartMee Dimming & CCT Adjusting  
0-10v,Dali ,可控硅调光, SmartMee 调光调色
- Applications 应用: shopping malls, automotive showrooms, brand stores, chain stores, department stores, museums  
商场、汽车展厅、品牌专卖店、连锁店、百货公司、博物馆



- Adjustable angle 调角: 350°可旋转 直角20°可调节
- Installation 安装方式: Recessed Mounting 嵌入式
- Lighting Efficiency 利用率: >80%
- Optional Features 可选功能: 0-10v,Dali ,Triac Dimming,SmartMee Dimming & CCT Adjusting  
0-10v,Dali ,可控硅调光, SmartMee 调光调色
- Applications 应用: shopping malls, automotive showrooms, brand stores, chain stores, department stores, museums  
商场、汽车展厅、品牌专卖店、连锁店、百货公司、博物馆




型号 Model No.	功率 Wattage(W)	电压 Voltage	光通量 Luminous Flux(lm)	光束角 Beam Angle(°)	色温 Colour Temp.	显指 CRI	防护等级 IP Rating	材质 Material	
	<b>FGL64002T</b>	2*25W	220-240V	2845LM	15° 24° 40°	2700K	>90	IP20	压铸铝
	<b>FGL64002T</b>	2*25W	220-240V	3157LM	15° 24° 40°	3000K	>90	IP20	压铸铝
	<b>FGL64002T</b>	2*25W	220-240V	3008LM	15° 24° 40°	4000K	>90	IP20	压铸铝
	<b>FGL64002T</b>	2*25W	220-240V	2832LM	15° 24° 40°	5500K	>90	IP20	压铸铝

型号 Model No.	功率 Wattage(W)	电压 Voltage	光通量 Luminous Flux(lm)	光束角 Beam Angle(°)	色温 Colour Temp.	显指 CRI	防护等级 IP Rating	材质 Material	
	<b>FGL64002T</b>	2*30W	220-240V	3005LM	15° 24° 40°	2700K	>90	IP20	压铸铝
	<b>FGL64002T</b>	2*30W	220-240V	3386LM	15° 24° 40°	3000K	>90	IP20	压铸铝
	<b>FGL64002T</b>	2*30W	220-240V	3303LM	15° 24° 40°	4000K	>90	IP20	压铸铝
	<b>FGL64002T</b>	2*30W	220-240V	3168LM	15° 24° 40°	5500K	>90	IP20	压铸铝

- Adjustable angle 调角: 350°可旋转 直角20°可调节
- Installation 安装方式: Recessed Mounting 嵌入式
- Lighting Efficiency 利用率: >80%
- Optional Features 可选功能: 0-10v,Dali ,Triac Dimming,SmartMee Dimming & CCT Adjusting  
0-10v,Dali ,可控硅调光, SmartMee 调光调色
- Applications 应用: shopping malls, automotive showrooms, brand stores, chain stores, department stores, museums  
商场、汽车展厅、品牌专卖店、连锁店、百货公司、博物馆



- Adjustable angle 调角: 350°可旋转 直角20°可调节
- Installation 安装方式: Recessed Mounting 嵌入式
- Lighting Efficiency 利用率: >80%
- Optional Features 可选功能: 0-10v,Dali ,Triac Dimming,SmartMee Dimming & CCT Adjusting  
0-10v,Dali ,可控硅调光, SmartMee 调光调色
- Applications 应用: shopping malls, automotive showrooms, brand stores, chain stores, department stores, museums  
商场、汽车展厅、品牌专卖店、连锁店、百货公司、博物馆



型号 Model No.	功率 Wattage(W)	电压 Voltage	光通量 Luminous Flux(lm)	光束角 Beam Angle(°)	色温 Colour Temp.	显指 CRI	防护等级 IP Rating	材质 Material	
	<b>FGL64003T</b>	3*25W	220-240V	4945LM	15° 24° 40°	2700K	>90	IP20	压铸铝
	<b>FGL64003T</b>	3*25W	220-240V	5066LM	15° 24° 40°	3000K	>90	IP20	压铸铝
	<b>FGL64003T</b>	3*25W	220-240V	5106LM	15° 24° 40°	4000K	>90	IP20	压铸铝
	<b>FGL64003T</b>	3*25W	220-240V	5250LM	15° 24° 40°	5500K	>90	IP20	压铸铝

型号 Model No.	功率 Wattage(W)	电压 Voltage	光通量 Luminous Flux(lm)	光束角 Beam Angle(°)	色温 Colour Temp.	显指 CRI	防护等级 IP Rating	材质 Material	
	<b>FGL64003T</b>	3*30W	220-240V	6005LM	15° 24° 40°	2700K	>90	IP20	压铸铝
	<b>FGL64003T</b>	3*30W	220-240V	6148LM	15° 24° 40°	3000K	>90	IP20	压铸铝
	<b>FGL64003T</b>	3*30W	220-240V	6260LM	15° 24° 40°	4000K	>90	IP20	压铸铝
	<b>FGL64003T</b>	3*30W	220-240V	6365LM	15° 24° 40°	5500K	>90	IP20	压铸铝





# TANYA SERIES


## TANYA 天花筒灯系列

LED筒灯效率高, 替换普通筒灯, 节能超过60%, 是紧凑型荧光灯的5倍。灯具一体化结构, 造型简洁大方, 照射角度可调。高透光率均光面罩, 光线均匀柔和, 无阴影暗区, 无眩光。无紫外线和红外线辐射, 不含铅、汞、等有害元素, 健康环保。

应用场所: 筒灯系列适用于各类型酒店大堂, 餐厅, 过道, 客房、展厅、办公楼大厅等一切需要基础照明的场所等。

LED downlights are highly efficient, replacing ordinary downlights, save more than 60% energy, which is 5 times that of compact fluorescent lamps. The lamp has an integrated structure, the shape is simple and clean, and the irradiation angle is adjustable. High light transmittance with uniform and soft light, no shadows and dark areas, no glare. There is no ultraviolet and infrared radiation, no lead, mercury, and other harmful elements. It is healthy and environmentally friendly.

Applications: Downlight series are suitable for all types of hotel lobbies, restaurants, aisles, guest rooms, exhibition halls, office halls and other places that require basic lighting.



- Adjustable angle 调角: 0°
- Installation 安装方式: Recessed Mounting 嵌入式
- Lighting Efficiency 利用率: >80%
- Optional Features 可选功能: 0-10v,Dali ,Triac Dimming,SmartMee Dimming & CCT Adjusting  
0-10v,Dali ,可控硅调光, SmartMee 调光调色
- Applications 应用: hotel lobby,restaurants,aisles,rooms,exhibition halls, office buildings  
酒店大堂、餐厅、走廊、客房、展厅、办公楼大厅



型号 Model No.	功率 Wattage(W)	电压 Voltage	光通量 Luminous Flux(lm)	光束角 Beam Angle(°)	色温 Colour Temp.	显指 CRI	防护等级 IP Rating	材质 Material
<b>F67070Y</b>	7W	220-240V	560LM	40°/60°	3000k 4000K 5000K	>90	IP20	压铸铝

- Adjustable angle 调角: 0°
- Installation 安装方式: Recessed Mounting 嵌入式
- Lighting Efficiency 利用率: >80%
- Optional Features 可选功能: 0-10v,Dali ,Triac Dimming,SmartMee Dimming & CCT Adjusting  
0-10v,Dali ,可控硅调光, SmartMee 调光调色
- Applications 应用: hotel lobby,restaurants,aisles,rooms,exhibition halls, office buildings  
酒店大堂、餐厅、走廊、客房、展厅、办公楼大厅



型号 Model No.	功率 Wattage(W)	电压 Voltage	光通量 Luminous Flux(lm)	光束角 Beam Angle(°)	色温 Colour Temp.	显指 CRI	防护等级 IP Rating	材质 Material
<b>F67070F</b>	7W	220-240V	560LM	40°/60°	3000k 4000K 5000K	>90	IP20	压铸铝

- Adjustable angle 调角: 0°
- Installation 安装方式: Recessed Mounting 嵌入式
- Lighting Efficiency 利用率: >80%
- Optional Features 可选功能: 0-10v,Dali ,Triac Dimming,SmartMee Dimming & CCT Adjusting  
0-10v,Dali ,可控硅调光, SmartMee 调光调色
- Applications 应用: hotel lobby,restaurants,aisles,rooms,exhibition halls, office buildings  
酒店大堂、餐厅、走廊、客房、展厅、办公楼大厅



型号 Model No.	功率 Wattage(W)	电压 Voltage	光通量 Luminous Flux(lm)	光束角 Beam Angle(°)	色温 Colour Temp.	显指 CRI	防护等级 IP Rating	材质 Material
<b>F64195</b>	10W	220-240V	800LM	15° 24° 38°	3000k 4000K 5000K	>90	IP20	压铸铝

<b>F641110</b>	15W	220-240V	1200LM	24° 38° 60°	3000k 4000K 5000K	>90	IP20	压铸铝
----------------	-----	----------	--------	-------------------	-------------------------	-----	------	-----

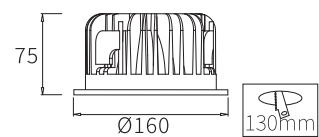
- Adjustable angle 调角: 0°
- Installation 安装方式: Recessed Mounting 嵌入式
- Lighting Efficiency 利用率: >80%
- Optional Features 可选功能: 0-10v,Dali ,Triac Dimming,SmartMee Dimming & CCT Adjusting  
0-10v,Dali ,可控硅调光, SmartMee 调光调色
- Applications 应用: hotel lobby,restaurants,aisles,rooms,exhibition halls, office buildings  
酒店大堂、餐厅、走廊、客房、展厅、办公楼大厅



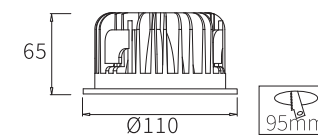
- Adjustable angle 调角: 0°
- Installation 安装方式: Recessed Mounting 嵌入式
- Lighting Efficiency 利用率: >80%
- Optional Features 可选功能: 0-10v,Dali ,Triac Dimming,SmartMee Dimming & CCT Adjusting  
0-10v,Dali ,可控硅调光, SmartMee 调光调色
- Applications 应用: hotel lobby,restaurants,aisles,rooms,exhibition halls, office buildings  
酒店大堂、餐厅、走廊、客房、展厅、办公楼大厅



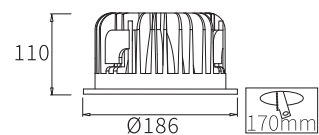
型号 Model No.	功率 Wattage(W)	电压 Voltage	光通量 Luminous Flux(lm)	光束角 Beam Angle(°)	色温 Colour Temp.	显指 CRI	防护等级 IP Rating	材质 Material
<b>F641130</b>	25W	220-240V	2000LM	24° 38° 60°	3000k 4000K 5000K	>90	IP20	压铸铝



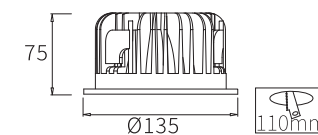
型号 Model No.	功率 Wattage(W)	电压 Voltage	光通量 Luminous Flux(lm)	光束角 Beam Angle(°)	色温 Colour Temp.	显指 CRI	防护等级 IP Rating	材质 Material
<b>F64095</b>	10W	220-240V	800LM	90°	3000k 4000K 5000K	>90	IP20	压铸铝



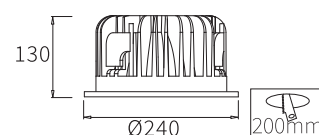
<b>F641170</b>	40W	220-240V	3200LM	24° 38° 60°	3000k 4000K 5000K	>90	IP20	压铸铝
----------------	-----	----------	--------	-------------------	-------------------------	-----	------	-----



<b>F640110</b>	15W	220-240V	1200LM	90°	3000k 4000K 5000K	>90	IP20	压铸铝
----------------	-----	----------	--------	-----	-------------------------	-----	------	-----



<b>F641200</b>	50W	220-240V	4000LM	24° 38° 60°	3000k 4000K 5000K	>90	IP20	压铸铝
----------------	-----	----------	--------	-------------------	-------------------------	-----	------	-----



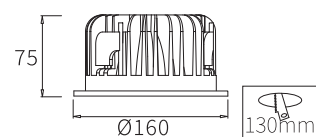
- Adjustable angle 调角: 0°
- Installation 安装方式: Recessed Mounting 嵌入式
- Lighting Efficiency 利用率: >80%
- Optional Features 可选功能: 0-10v,Dali ,Triac Dimming,SmartMee Dimming & CCT Adjusting  
0-10v,Dali ,可控硅调光, SmartMee 调光调色
- Applications 应用: hotel lobby,restaurants,aisles,rooms,exhibition halls, office buildings  
酒店大堂、餐厅、走廊、客房、展厅、办公楼大厅



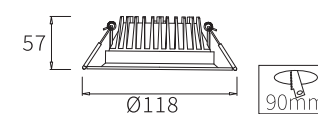
- Adjustable angle 调角: 0°
- Installation 安装方式: Recessed Mounting 嵌入式
- Lighting Efficiency 利用率: >80%
- Optional Features 可选功能: 0-10v,Dali ,Triac Dimming,SmartMee Dimming & CCT Adjusting  
0-10v,Dali ,可控硅调光, SmartMee 调光调色
- Applications 应用: hotel lobby,restaurants,aisles,rooms,exhibition halls, office buildings  
酒店大堂、餐厅、走廊、客房、展厅、办公楼大厅



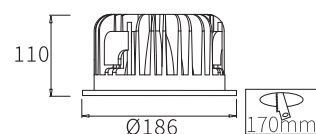
型号 Model No.	功率 Wattage(W)	电压 Voltage	光通量 Luminous Flux(lm)	光束角 Beam Angle(°)	色温 Colour Temp.	显指 CRI	防护等级 IP Rating	材质 Material
<b>F640130</b>	25W	220-240V	2000LM	90°	3000k 4000K 5000K	>90	IP20	压铸铝



型号 Model No.	功率 Wattage(W)	电压 Voltage	光通量 Luminous Flux(lm)	光束角 Beam Angle(°)	色温 Colour Temp.	显指 CRI	防护等级 IP Rating	材质 Material
<b>F65190</b>	10W	220-240V	800LM	24° 38° 60°	3000k 4000K 5000K	>90	IP20	压铸铝



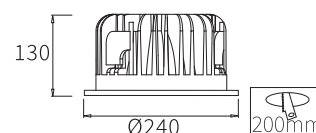
<b>F640170</b>	40W	220-240V	3200LM	90°	3000k 4000K 5000K	>90	IP20	压铸铝
----------------	-----	----------	--------	-----	-------------------------	-----	------	-----



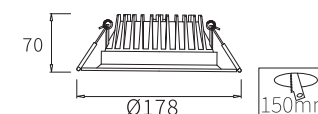
<b>F651115</b>	15W	220-240V	1200LM	24° 38° 60°	3000k 4000K 5000K	>90	IP20	压铸铝
----------------	-----	----------	--------	-------------------	-------------------------	-----	------	-----



<b>F640200</b>	50W	220-240V	4000LM	90°	3000k 4000K 5000K	>90	IP20	压铸铝
----------------	-----	----------	--------	-----	-------------------------	-----	------	-----



<b>F651150</b>	20W	220-240V	1600LM	24° 38° 60°	3000k 4000K 5000K	>90	IP20	压铸铝
----------------	-----	----------	--------	-------------------	-------------------------	-----	------	-----



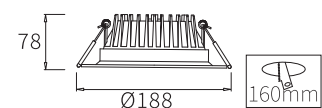
- Adjustable angle 调角: 0°
- Installation 安装方式: Recessed Mounting 嵌入式
- Lighting Efficiency 利用率: >80%
- Optional Features 可选功能: 0-10v,Dali ,Triac Dimming,SmartMee Dimming & CCT Adjusting  
0-10v,Dali ,可控硅调光, SmartMee 调光调色
- Applications 应用: hotel lobby,restaurants,aisles,rooms,exhibition halls, office buildings  
酒店大堂、餐厅、走廊、客房、展厅、办公楼大厅



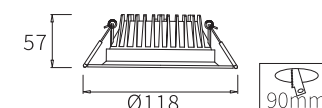
- Adjustable angle 调角: 0°
- Installation 安装方式: Recessed Mounting 嵌入式
- Lighting Efficiency 利用率: >80%
- Optional Features 可选功能: 0-10v,Dali ,Triac Dimming,SmartMee Dimming & CCT Adjusting  
0-10v,Dali ,可控硅调光, SmartMee 调光调色
- Applications 应用: hotel lobby,restaurants,aisles,rooms,exhibition halls, office buildings  
酒店大堂、餐厅、走廊、客房、展厅、办公楼大厅



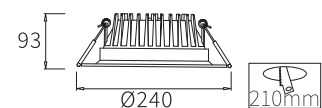
型号 Model No.	功率 Wattage(W)	电压 Voltage	光通量 Luminous Flux(lm)	光束角 Beam Angle(°)	色温 Colour Temp.	显指 CRI	防护等级 IP Rating	材质 Material
<b>F651160</b>	25W	220-240V	2000LM	24° 38° 60°	3000k 4000K 5000K	>90	IP20	压铸铝



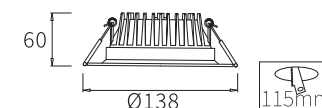
型号 Model No.	功率 Wattage(W)	电压 Voltage	光通量 Luminous Flux(lm)	光束角 Beam Angle(°)	色温 Colour Temp.	显指 CRI	防护等级 IP Rating	材质 Material
<b>F65090</b>	10W	220-240V	800LM	90°	3000k 4000K 5000K	>90	IP20	压铸铝



<b>F651210</b>	30W	220-240V	2400LM	24° 38° 60°	3000k 4000K 5000K	>90	IP20	压铸铝
----------------	-----	----------	--------	-------------------	-------------------------	-----	------	-----



<b>F650115</b>	15W	220-240V	1200LM	90°	3000k 4000K 5000K	>90	IP20	压铸铝
----------------	-----	----------	--------	-----	-------------------------	-----	------	-----



<b>F650150</b>	20W	220-240V	1600LM	90°	3000k 4000K 5000K	>90	IP20	压铸铝
----------------	-----	----------	--------	-----	-------------------------	-----	------	-----



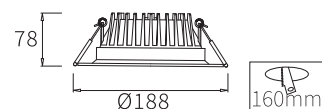
- Adjustable angle 调角: 0°
- Installation 安装方式: Recessed Mounting 嵌入式
- Lighting Efficiency 利用率: >80%
- Optional Features 可选功能: 0-10v,Dali ,Triac Dimming,SmartMee Dimming & CCT Adjusting  
0-10v,Dali ,可控硅调光, SmartMee 调光调色
- Applications 应用: hotel lobby,restaurants,aisles,rooms,exhibition halls, office buildings  
酒店大堂、餐厅、走廊、客房、展厅、办公楼大厅



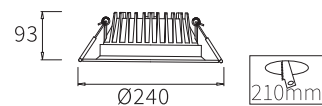
- Adjustable angle 调角: 0°
- Installation 安装方式: Recessed Mounting 嵌入式
- Lighting Efficiency 利用率: >80%
- Optional Features 可选功能: 0-10v,Dali ,Triac Dimming,SmartMee Dimming & CCT Adjusting  
0-10v,Dali ,可控硅调光, SmartMee 调光调色
- Applications 应用: hotel lobby,restaurants,aisles,rooms,exhibition halls, office buildings  
酒店大堂、餐厅、走廊、客房、展厅、办公楼大厅



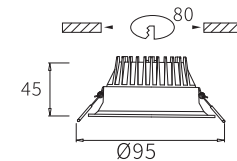
型号 Model No.	功率 Wattage(W)	电压 Voltage	光通量 Luminous Flux(lm)	光束角 Beam Angle(°)	色温 Colour Temp.	显指 CRI	防护等级 IP Rating	材质 Material
<b>F650160</b>	25W	220-240V	2000LM	90°	3000k 4000K 5000K	>90	IP20	压铸铝



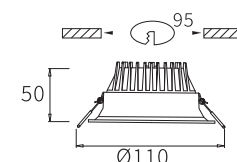
<b>F650210</b>	30W	220-240V	2400LM	90°	3000k 4000K 5000K	>90	IP20	压铸铝
----------------	-----	----------	--------	-----	-------------------------	-----	------	-----



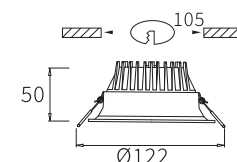
型号 Model No.	功率 Wattage(W)	电压 Voltage	光通量 Luminous Flux(lm)	光束角 Beam Angle(°)	色温 Colour Temp.	显指 CRI	防护等级 IP Rating	材质 Material
<b>F66080</b>	7W	220-240V	560LM	24° 38° 60°	3000k 4000K 5000K	>90	IP20	压铸铝



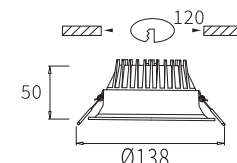
<b>F66095</b>	9W	220-240V	800LM	24° 38° 60°	3000k 4000K 5000K	>90	IP20	压铸铝
---------------	----	----------	-------	-------------------	-------------------------	-----	------	-----



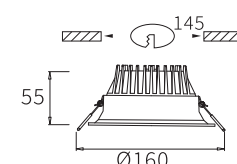
<b>F660105</b>	12W	220-240V	1000LM	24° 38° 60°	3000k 4000K 5000K	>90	IP20	压铸铝
----------------	-----	----------	--------	-------------------	-------------------------	-----	------	-----



<b>F660120</b>	15W	220-240V	1200LM	24° 38° 60°	3000k 4000K 5000K	>90	IP20	压铸铝
----------------	-----	----------	--------	-------------------	-------------------------	-----	------	-----



<b>F660145</b>	20W	220-240V	1600LM	24° 38° 60°	3000k 4000K 5000K	>90	IP20	压铸铝
----------------	-----	----------	--------	-------------------	-------------------------	-----	------	-----



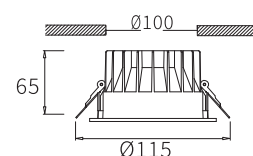
- Adjustable angle 调角: 0°
- Installation 安装方式: Recessed Mounting 嵌入式
- Lighting Efficiency 利用率: >80%
- Optional Features 可选功能: 0-10v,Dali ,Triac Dimming,SmartMee Dimming & CCT Adjusting  
0-10v,Dali ,可控硅调光, SmartMee 调光调色
- Applications 应用: hotel lobby,restaurants,aisles,rooms,exhibition halls, office buildings  
酒店大堂、餐厅、走廊、客房、展厅、办公楼大厅



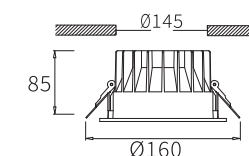
- Adjustable angle 调角: 0°
- Installation 安装方式: Recessed Mounting 嵌入式
- Lighting Efficiency 利用率: >80%
- Optional Features 可选功能: 0-10v,Dali ,Triac Dimming,SmartMee Dimming & CCT Adjusting  
0-10v,Dali ,可控硅调光, SmartMee 调光调色
- Applications 应用: hotel lobby,restaurants,aisles,rooms,exhibition halls, office buildings  
酒店大堂、餐厅、走廊、客房、展厅、办公楼大厅



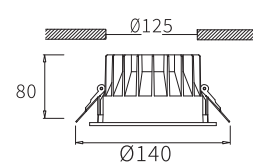
型号 Model No.	功率 Wattage(W)	电压 Voltage	光通量 Luminous Flux(lm)	光束角 Beam Angle(°)	色温 Colour Temp.	显指 CRI	防护等级 IP Rating	材质 Material
<b>F630100</b>	10W	220-240V	800LM	60°	2700k 3000K 4000K 5000K	>90	IP20	压铸铝



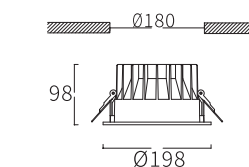
型号 Model No.	功率 Wattage(W)	电压 Voltage	光通量 Luminous Flux(lm)	光束角 Beam Angle(°)	色温 Colour Temp.	显指 CRI	防护等级 IP Rating	材质 Material
<b>F630145</b>	30W	220-240V	1600LM	60°	2700k 3000K 4000K 5000K	>90	IP20	压铸铝



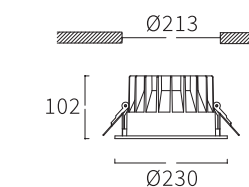
<b>F630125</b>	20W	220-240V	1600LM	60°	2700k 3000K 4000K 5000K	>90	IP20	压铸铝
----------------	-----	----------	--------	-----	----------------------------------	-----	------	-----



<b>F630180</b>	40W	220-240V	3200LM	60°	2700k 3000K 4000K 5000K	>90	IP20	压铸铝
----------------	-----	----------	--------	-----	----------------------------------	-----	------	-----



<b>F630215</b>	50W	220-240V	4000LM	60°	2700k 3000K 4000K 5000K	>90	IP20	压铸铝
----------------	-----	----------	--------	-----	----------------------------------	-----	------	-----





# TANYA DOWNLIGHT SERIES


## TANYA筒灯系列

LED筒灯效率高, 替换普通筒灯, 节能超过60%, 是紧凑型荧光灯的5倍。灯具一体化结构, 造型简洁大方, 照射角度可调。高透光率均光面罩, 光线均匀柔和, 无阴影暗区, 无眩光。无紫外线和红外线辐射, 不含铅、汞、等有害元素, 健康环保。

应用场所: 筒灯系列适用于各类型酒店大堂, 餐厅过道, 客房、展厅、办公楼大厅等一切需要基础照明的场所等。

LED lamp with high efficiency , replace the ordinary lamp energy saving more than 60%, is 5 times the compact fluorescest lamp. Lamp Integrated structure, modelings imple and nice, With adjustable irradiation angle.

High light Transmlttance light cover, even and soft light no dark, no glare, No ultraviolet and Infrared radiation harmful elements do not contain lead, mercury chromium, health and environmental protection Down light series applicable To various Types of hotel lobby, restaurant , corridors, guest room, club, the exhibition hall office building, brand stores, museums, hall etcPlace which needs To be display lighting,etcv





- Adjustable angle 调角: 0°
- Installation 安装方式: Recessed Mounting 嵌入式
- Lighting Efficiency 利用率: >80%
- Optional Features 可选功能: 0-10v,Dali ,Triac Dimming,SmartMee Dimming & CCT Adjusting  
0-10v,Dali ,可控硅调光, SmartMee 调光调色
- Applications 应用: hotel lobby,restaurants,aisles,rooms,exhibition halls, office buildings  
酒店大堂、餐厅、走廊、客房、展厅、办公楼大厅



- Adjustable angle 调角: 0°
- Installation 安装方式: Recessed Mounting 嵌入式
- Lighting Efficiency 利用率: >80%
- Optional Features 可选功能: 0-10v,Dali ,Triac Dimming,SmartMee Dimming & CCT Adjusting  
0-10v,Dali ,可控硅调光, SmartMee 调光调色
- Applications 应用: hotel lobby,restaurants,aisles,rooms,exhibition halls, office buildings  
酒店大堂、餐厅、走廊、客房、展厅、办公楼大厅



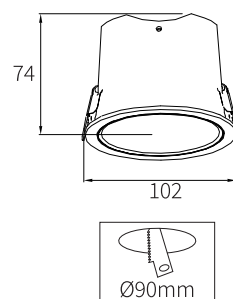
型号 Model No.	功率 Wattage(W)	电压 Voltage	光通量 Luminous Flux(lm)	光束角 Beam Angle(°)	色温 Colour Temp	显指 CRI	防护等级 IP Rating	材质 Material
	5W	AC220-240V	400LM	15°	2700K	CRI≥90	IP20	压铸铝
				24°	3000K			
36°	3500K							
55°	4000K							
<b>F632055</b>	7W	AC220-240V	560LM	15°	2700K	CRI≥90	IP20	压铸铝
				24°	3000K			
				36°	3500K			
				55°	4000K			

型号 Model No.	功率 Wattage(W)	电压 Voltage	光通量 Luminous Flux(lm)	光束角 Beam Angle(°)	色温 Colour Temp	显指 CRI	防护等级 IP Rating	材质 Material
	10W	AC220-240V	800LM	15°	2700K	CRI≥90	IP20	压铸铝
				24°	3000K			
36°	3500K							
55°	4000K							
<b>F632075</b>	12W	AC220-240V	960LM	15°	2700K	CRI≥90	IP20	压铸铝
				24°	3000K			
				36°	3500K			
				55°	4000K			

- Adjustable angle 调角: 0°
- Installation 安装方式: Recessed Mounting 嵌入式
- Lighting Efficiency 利用率: >80%
- Optional Features 可选功能: 0-10v,Dali ,Triac Dimming, SmartMee Dimming & CCT Adjusting  
0-10v,Dali ,可控硅调光, SmartMee 调光调色
- Applications 应用: hotel lobby, restaurants, aisles, rooms, exhibition halls, office buildings  
酒店大堂、餐厅、走廊、客房、展厅、办公楼大厅



型号 Model No.	功率 Wattage(W)	电压 Voltage	光通量 Luminous Flux(lm)	光束角 Beam Angle(°)	色温 Colour Temp	显指 CRI	防护等级 IP Rating	材质 Material
<b>F632090</b>	15W	AC220-240V	1200LM	15°	2700K	CRI≥90	IP20	压铸铝
				24°	3000K			
				36°	3500K			
				55°	4000K			
<b>F632090</b>	18W	AC220-240V	1440LM	15°	2700K	CRI≥90	IP20	压铸铝
				24°	3000K			
				36°	3500K			
				55°	4000K			









# ELLA DOWNLIGHT SERIES

将光源深藏以达到好的防眩光效果,再加上格纹镜片,进一步加强防止眩光的产生,得到舒适的出光,满足对眩光控制要求高的照明场所。

应用场所:筒灯系列适用于各类型酒店大堂,餐厅,过道,客房、展厅、办公楼大厅等一切需要基础照明的场所等。

The light source is hidden deeply to achieve good anti glare effect, and the lattice lens is added to further strengthen the prevention of glare,so as to obtain comfortable light output and meet the lighting place with high requirements for glare control.

Applications: Downlight series are suitable for all types of hotel lobbies, restaurants, aisles, guest rooms, exhibition halls, office halls and other places that require basic lighting.



- Adjustable angle 调角: 0°
- Installation 安装方式: Recessed Mounting 嵌入式
- Lighting Efficiency 利用率: >80%
- Optional Features 可选功能: 0-10v,Dali ,Triac Dimming,SmartMee Dimming & CCT Adjusting  
0-10v,Dali ,可控硅调光, SmartMee 调光调色
- Applications 应用: hotel lobby,restaurants,aisles,rooms,exhibition halls, office buildings  
酒店大堂、餐厅、走廊、客房、展厅、办公楼大厅



- Adjustable angle 调角: 0°
- Installation 安装方式: Recessed Mounting 嵌入式
- Lighting Efficiency 利用率: >80%
- Optional Features 可选功能: 0-10v,Dali ,Triac Dimming,SmartMee Dimming & CCT Adjusting  
0-10v,Dali ,可控硅调光, SmartMee 调光调色
- Applications 应用: hotel lobby,restaurants,aisles,rooms,exhibition halls, office buildings  
酒店大堂、餐厅、走廊、客房、展厅、办公楼大厅



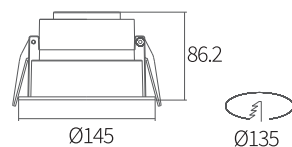
型号 Model No.	功率 Wattage(W)	电压 Voltage	光通量 Luminous Flux(lm)	光束角 Beam Angle(°)	色温 Colour Temp.	显指 CRI	防护等级 IP Rating	材质 Material	
	<b>F281085</b>	12W	220-240V	465LM	90°	2700K	>90	IP20	压铸铝
	<b>F281085</b>	12W	220-240V	505LM	90°	3000K	>90	IP20	压铸铝
	<b>F281085</b>	12W	220-240V	537LM	90°	4000K	>90	IP20	压铸铝
	<b>F281085</b>	12W	220-240V	572LM	90°	5500K	>90	IP20	压铸铝

型号 Model No.	功率 Wattage(W)	电压 Voltage	光通量 Luminous Flux(lm)	光束角 Beam Angle(°)	色温 Colour Temp.	显指 CRI	防护等级 IP Rating	材质 Material	
	<b>F281110</b>	20W	220-240V	1265LM	90°	2700K	>90	IP20	压铸铝
	<b>F281110</b>	20W	220-240V	1305LM	90°	3000K	>90	IP20	压铸铝
	<b>F281110</b>	20W	220-240V	1337LM	90°	4000K	>90	IP20	压铸铝
	<b>F281110</b>	20W	220-240V	1376LM	90°	5500K	>90	IP20	压铸铝

- Adjustable angle 调角: 0°
- Installation 安装方式: Recessed Mounting 嵌入式
- Lighting Efficiency 利用率: >80%
- Optional Features 可选功能: 0-10v,Dali ,Triac Dimming,SmartMee Dimming & CCT Adjusting  
0-10v,Dali ,可控硅调光, SmartMee 调光调色
- Applications 应用: hotel lobby,restaurants,aisles,rooms,exhibition halls, office buildings  
酒店大堂、餐厅、走廊、客房、展厅、办公楼大厅



型号 Model No.	功率 Wattage(W)	电压 Voltage	光通量 Luminous Flux(lm)	光束角 Beam Angle(°)	色温 Colour Temp.	显指 CRI	防护等级 IP Rating	材质 Material
<b>F281135</b>	30W	220-240V	1765LM	90°	2700K	>90	IP20	压铸铝
<b>F281135</b>	30W	220-240V	1805LM	90°	3000K	>90	IP20	压铸铝
<b>F281135</b>	30W	220-240V	1837LM	90°	4000K	>90	IP20	压铸铝
<b>F281135</b>	30W	220-240V	1881LM	90°	5500K	>90	IP20	压铸铝





# ORA SERIES

## ORA 明装筒灯系列

LED明装筒灯应用于吊顶空间,对于临时布线更灵活方便,有吸顶,吊杆,吊线及侧挂安装;效率高,替换传统筒灯,节能超过60%,是紧凑型荧光灯的5倍。灯具一体化结构,造型简洁大方,照射角度多样。高透光率透镜+防眩杯,光线均匀柔和,无阴影暗区,无眩光。无紫外线和红外线辐射,不含铅、汞、磷、镉、铬、镉、汞等有害元素,健康环保。

应用场所:筒灯系列适用于各类型医院,车站,展厅、办公楼大厅,餐厅,过道、超市等一切需要基础照明的场所等。

LED surface mounted downlights are used in non-ceiling spaces, which are more flexible and convenient for temporary wiring. They have ceilings, booms, hanging wires and side hanging installations; high efficiency, replacing traditional downlights, energy saving more than 60%, it is 5 times less than compact fluorescent lamps. The lamp has an integrated structure, a simple and elegant shape, and a variety of illumination angles. High light transmittance lens + antiglare cup, uniform soft light, no shadows and dark areas, no glare. No ultraviolet and infrared radiation, no lead, pumps, and other harmful elements, health and environmental protection.

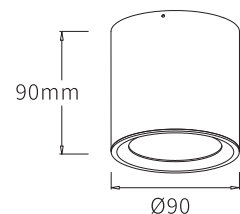
Applications: Downlight series are suitable for all types of hospitals, stations, exhibition halls, office halls, restaurants, aisles, supermarkets and other places that require basic



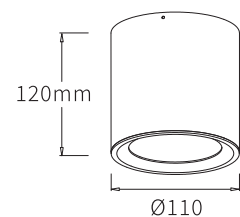
- Adjustable angle 调角: 0°
- Installation 安装方式: Surface-Mounted表面安装
- Lighting Efficiency 利用率: >80%
- Optional Features 可选功能: 0-10v,Dali ,Triac Dimming,SmartMee Dimming & CCT Adjusting  
0-10v,Dali ,可控硅调光, SmartMee 调光调色
- Applications 应用: Hospitals, Stations,Exhibition halls, Office buildings, Restaurants, Aisles, Supermarkets  
医院、车站、展厅、办公楼、餐厅、过道、超市
- Optional colors 可选颜色:Black,White 白色, 黑色



型号 Model No.	功率 Wattage(W)	电压 Voltage	光通量 Luminous Flux(lm)	光束角 Beam Angle(°)	色温 Colour Temp.	显指 CRI	防护等级 IP Rating	材质 Material
<b>F62325</b>	10W	220-240V	800LM	15° 24° 38° 60°	3000k 4000K 5000K	>90	IP20	压铸铝



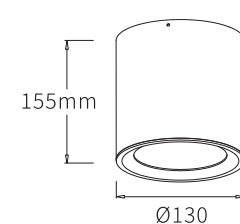
<b>F62330</b>	20W	220-240V	1600LM	15° 24° 38° 60°	3000k 4000K 5000K	>90	IP20	压铸铝
---------------	-----	----------	--------	--------------------	-------------------------	-----	------	-----



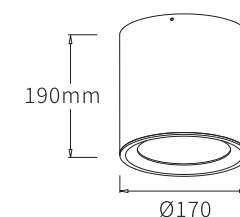
- Adjustable angle 调角: 0°
- Installation 安装方式: Surface-Mounted表面安装
- Lighting Efficiency 利用率: >80%
- Optional Features 可选功能: 0-10v,Dali ,Triac Dimming,SmartMee Dimming & CCT Adjusting  
0-10v,Dali ,可控硅调光, SmartMee 调光调色
- Applications 应用: Hospitals, Stations,Exhibition halls, Office buildings, Restaurants, Aisles, Supermarkets  
医院、车站、展厅、办公楼、餐厅、过道、超市
- Optional colors 可选颜色:Black,White 白色, 黑色



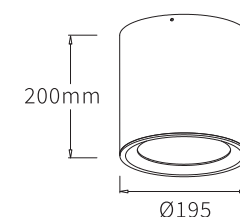
型号 Model No.	功率 Wattage(W)	电压 Voltage	光通量 Luminous Flux(lm)	光束角 Beam Angle(°)	色温 Colour Temp.	显指 CRI	防护等级 IP Rating	材质 Material
<b>F62340</b>	30W	220-240V	2400LM	15° 24° 38° 60°	3000k 4000K 5000K	>90	IP20	压铸铝



<b>F62350</b>	40W	220-240V	3200LM	15° 24° 38° 60°	3000k 4000K 5000K	>90	IP20	压铸铝
---------------	-----	----------	--------	--------------------	-------------------------	-----	------	-----



<b>F62360</b>	50W	220-240V	4000LM	15° 24° 38° 60°	3000k 4000K 5000K	>90	IP20	压铸铝
---------------	-----	----------	--------	--------------------	-------------------------	-----	------	-----





# IRMA SERIES

## IRMA 明装筒灯系列

直照、可调设计:直照、垂直可调角设计，满足不同场所的不同照明应用。



多样性安装:

- 1: 直接安装于天花吊顶;
- 2: 为躲避天花装饰、房屋托梁或消防系统，通过吊杆安装。

Direct illumination adjustable design: The vertical and vertical adjustable angles are designed to meet different lighting applications in different locations.

Diversity installation:

- 1:Directly installed in ceiling.
- 2:To avoid smallpox decoration, building joists or fire fighting systems, install them through hangers.





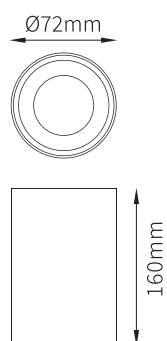
- Adjustable angle 调角: 0°
- Installation 安装方式: Surface-mounted 表面安装式
- Lighting Efficiency 利用率: >80%
- Optional Features 可选功能: 0-10v,Dali ,Triac Dimming,SmartMee Dimming & CCT Adjusting  
0-10v,Dali ,可控硅调光, SmartMee 调光调色
- Applications 应用: Exhibition halls,Office,Buildings,Restaurants,Aisles,Supermarkets,etc  
展厅、写字楼、大厦、餐厅、走道、超市等



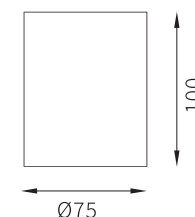
- Adjustable angle 调角: 0°
- Installation 安装方式: Surface-mounted 表面安装式
- Lighting Efficiency 利用率: >80%
- Optional Features 可选功能: 0-10v,Dali ,Triac Dimming,SmartMee Dimming & CCT Adjusting  
0-10v,Dali ,可控硅调光, SmartMee 调光调色
- Applications 应用: Exhibition halls,Office,Buildings,Restaurants,Aisles,Supermarkets,etc  
展厅、写字楼、大厦、餐厅、走道、超市等



型号 Model No.	功率 Wattage(W)	电压 Voltage	光通量 Luminous Flux(lm)	光束角 Beam Angle(°)	色温 Colour Temp	显指 CRI	防护等级 IP Rating	材质 Material
<b>F82072</b>	15W	220V-240V	936LM	24°	2700K -5500K	Ra>80	IP20	压铸铝
<b>F82072</b>	20W	220V-240V	1179LM	24°	2700K -5500K	Ra>80	IP20	压铸铝




型号 Model No.	功率 Wattage(W)	电压 Voltage	光通量 Luminous Flux(lm)	光束角 Beam Angle(°)	色温 Colour Temp	显指 CRI	防护等级 IP Rating	材质 Material
<b>F98075</b>	10-12W	220V-240V	863-1035LM	15° 24° 40°	2700K -5500K	Ra>80	IP20	压铸铝
<b>F99075</b>	10-12W	220V-240V	860-1035LM	15° 24° 40°	2700K -5500K	Ra>80	IP20	压铸铝



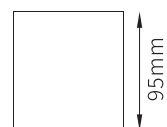
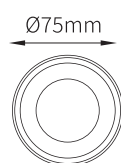
- Adjustable angle 调角: 25°
- Installation 安装方式: Surface-mounted 表面安装式
- Lighting Efficiency 利用率: >80%
- Optional Features 可选功能: 0-10v,Dali ,Triac Dimming,SmartMee Dimming & CCT Adjusting  
0-10v,Dali ,可控硅调光, SmartMee 调光调色
- Applications 应用: Exhibition halls,Office,Buildings,Restaurants,Aisles,Supermarkets,etc  
展厅、写字楼、大厦、餐厅、走道、超市等



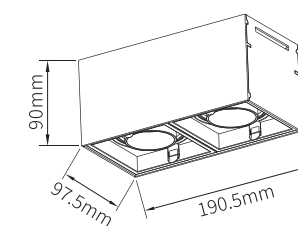
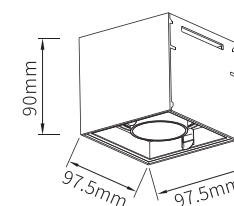
- Adjustable angle 调角: 25°
- Installation 安装方式: Surface-mounted 表面安装式
- Lighting Efficiency 利用率: >80%
- Optional Features 可选功能: 0-10v,Dali ,Triac Dimming,SmartMee Dimming & CCT Adjusting  
0-10v,Dali ,可控硅调光, SmartMee 调光调色
- Applications 应用: Exhibition halls,Office,Buildings,Restaurants,Aisles,Supermarkets,etc  
展厅、写字楼、大厦、餐厅、走道、超市等



型号 Model No.	功率 Wattage(W)	电压 Voltage	电流 Current	光通量 Luminous Flux(lm)	光束角 Beam Angle(°)	色温 Colour Temp	显指 CRI	防护等级 IP Rating	材质 Material
<b>F94075</b>	8W	220V-240V	350-500MA	582LM	24°	2700K -5500k	Ra>80	IP20	压铸铝
<b>F94075</b>	10-12W	220V-240V	180-300MA	720-870LM	15° 24° 40°	2700K -5500K	Ra>80	IP20	压铸铝




型号 Model No.	功率 Wattage(W)	电压 Voltage	电流 Current	光通量 Luminous Flux(lm)	光束角 Beam Angle(°)	色温 Colour Temp	显指 CRI	防护等级 IP Rating	材质 Material
<b>F95001</b>	10W	220V-240V	200MA	648LM	15° 24° 40°	2700K -5500K	Ra>80	IP20	压铸铝
<b>F95002</b>	2*10W	220V-240V	200MA	1253LM	15° 24° 40°	2700K -5500K	Ra>80	IP20	压铸铝



- Adjustable angle 调角:25°
- Installation 安装方式: Surface-mounted 表面安装式
- Lighting Efficiency 利用率: >80%
- Optional Features 可选功能: 0-10v,Dali ,Triac Dimming,SmartMee Dimming & CCT Adjusting  
0-10v,Dali ,可控硅调光, SmartMee 调光调色
- Applications 应用: Exhibition halls,Office,Buildings,Restaurants,Aisles,Supermarkets,etc  
展厅、写字楼、大厦、餐厅、走道、超市等





# VIDA SUREFACE MOUNTED DOWNLIGHT SERIES



## VIDA 明装筒灯系列

LED明装筒灯应用于不吊顶空间，对于临时布线更灵活方便，有吸顶，吊杆，吊线及侧挂安装；效率高，替换传统筒灯，节能超过60%，是紧凑型荧光灯的5倍。灯具一体化结构，造型简洁大方，照射角度多样。高透光率透镜+防眩杯，光线均匀柔和，无阴影暗区，无眩光。无紫外线和红外线辐射，不含铅、汞、等有害元素，健康环保。


应用场所：筒灯系列适用于各类型医院，车站，展厅、办公楼大厅，餐厅，过道、超市等一切需要基础照明的场所等。

LED surface mounted downloads are used in non-ceilinged spaces. They are more flexible and convenient for temporary wiring. There are ceilings, hangers, hanging wires and side-mounted installations, High efficiency, replace traditional downlights, saving more than 60%, is a compact fluorescent lamp 5 Times. Integrated lighting structure, simple and elegant modeling, irradiation angle and diverse. High transmittance lenses+anti-glare cups, uniform soft light, no shadow dark areas, no glare. No ultraviolet and infrared radiation, no lead, pump, and other harmful elements, health and environmental protection.

Application :Downlight series is suitable for all types of hospitals, stations, exhibition halls, office buildings, restaurants, aisles, supermarkets and other places that require basic lighting.



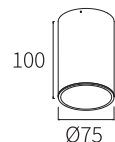
- Adjustable angle 调角: 0°
- Installation 安装方式: Surface-Mounted表面安装
- Lighting Efficiency 利用率: >80%
- Optional Features 可选功能: 0-10v,Dali ,Triac Dimming,SmartMee Dimming & CCT Adjusting  
0-10v,Dali ,可控硅调光, SmartMee 调光调色
- Applications 应用: Exhibition halls,Office,Buildings,Restaurants,Aisles,Supermarkets,etc  
展厅、写字楼、大厦、餐厅、走道、超市等



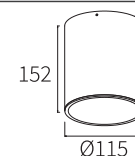
- Adjustable angle 调角: 0°
- Installation 安装方式: Surface-Mounted表面安装
- Lighting Efficiency 利用率: >80%
- Optional Features 可选功能: 0-10v,Dali ,Triac Dimming,SmartMee Dimming & CCT Adjusting  
0-10v,Dali ,可控硅调光, SmartMee 调光调色
- Applications 应用: Exhibition halls,Office,Buildings,Restaurants,Aisles,Supermarkets,etc  
展厅、写字楼、大厦、餐厅、走道、超市等



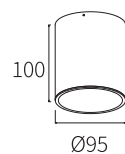
型号 Model No.	功率 Wattage(W)	电压 Voltage	光通量 Luminous Flux(lm)	光束角 Beam Angle(°)	色温 Colour Temp	显指 CRI	防护等级 IP Rating	材质 Material
<b>F624075</b>	10W	AC220-240V	800LM	20° 40°	2700K 3000K 3500K 4000K	CRI≥90	IP20	压铸铝



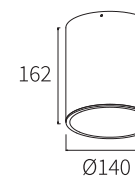
型号 Model No.	功率 Wattage(W)	电压 Voltage	光通量 Luminous Flux(lm)	光束角 Beam Angle(°)	色温 Colour Temp	显指 CRI	防护等级 IP Rating	材质 Material
<b>F624115</b>	30W	AC220-240V	2400LM	20° 40°	2700K 3000K 3500K 4000K	CRI≥90	IP20	压铸铝




<b>F624095</b>	15W	AC220-240V	1200LM	20° 40°	2700K 3000K 3500K 4000K	CRI≥90	IP20	压铸铝
----------------	-----	------------	--------	------------	----------------------------------	--------	------	-----



<b>F624140</b>	40W	AC220-240V	3200LM	20° 40°	2700K 3000K 3500K 4000K	CRI≥90	IP20	压铸铝
----------------	-----	------------	--------	------------	----------------------------------	--------	------	-----



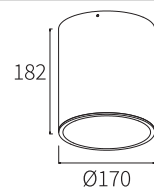
- Adjustable angle 调角: 0°
- Installation 安装方式: Surface-Mounted表面安装
- Lighting Efficiency 利用率: >80%
- Optional Features 可选功能: 0-10v,Dali ,Triac Dimming,SmartMee Dimming & CCT Adjusting  
0-10v,Dali ,可控硅调光, SmartMee 调光调色
- Applications 应用: Exhibition halls,Office,Buildings,Restaurants,Aisles,Supermarkets,etc  
展厅、写字楼、大厦、餐厅、走道、超市等



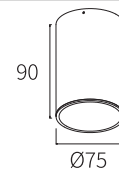
- Adjustable angle 调角: 0°
- Installation 安装方式: Surface-Mounted表面安装
- Lighting Efficiency 利用率: >80%
- Optional Features 可选功能: 0-10v,Dali ,Triac Dimming,SmartMee Dimming & CCT Adjusting  
0-10v,Dali ,可控硅调光, SmartMee 调光调色
- Applications 应用: Exhibition halls,Office,Buildings,Restaurants,Aisles,Supermarkets,etc  
展厅、写字楼、大厦、餐厅、走道、超市等



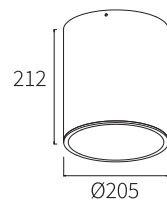
型号 Model No.	功率 Wattage(W)	电压 Voltage	光通量 Luminous Flux(lm)	光束角 Beam Angle(°)	色温 Colour Temp	显指 CRI	防护等级 IP Rating	材质 Material
<b>F624170</b>	50W	AC220-240V	4000LM	20° 40°	2700K 3000K 3500K 4000K	CRI≥90	IP20	压铸铝



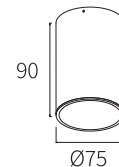
型号 Model No.	功率 Wattage(W)	电压 Voltage	光通量 Luminous Flux(lm)	光束角 Beam Angle(°)	色温 Colour Temp	显指 CRI	防护等级 IP Rating	材质 Material
<b>F625075</b>	8W	AC220-240V	640LM	15° 24° 36° 60°	2700K 3000K 3500K 4000K	CRI≥90	IP20	压铸铝



<b>F624205</b>	80W	AC220-240V	6400LM	20° 40°	2700K 3000K 3500K 4000K	CRI≥90	IP20	压铸铝
----------------	-----	------------	--------	------------	----------------------------------	--------	------	-----



<b>F625075</b>	12W	AC220-240V	960LM	15° 24° 36° 60°	2700K 3000K 3500K 4000K	CRI≥90	IP20	压铸铝
----------------	-----	------------	-------	--------------------------	----------------------------------	--------	------	-----

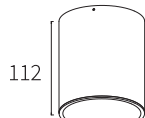



- Adjustable angle 调角: 0°
- Installation 安装方式: Surface-Mounted表面安装
- Lighting Efficiency 利用率: >80%
- Optional Features可选功能: 0-10v,Dali ,Triac Dimming,SmartMee Dimming & CCT Adjusting  
0-10v,Dali ,可控硅调光, SmartMee 调光调色
- Applications 应用: Restaurants, Hotels, Offices, Kitchens, Corridors  
餐厅、酒店、办公室、厨房、走廊

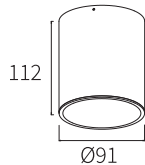


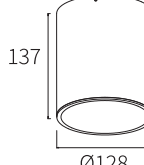
- Adjustable angle 调角: 0°
- Installation 安装方式: Surface-Mounted表面安装
- Lighting Efficiency 利用率: >80%
- Optional Features可选功能: 0-10v,Dali ,Triac Dimming,SmartMee Dimming & CCT Adjusting  
0-10v,Dali ,可控硅调光, SmartMee 调光调色
- Applications 应用: Exhibition halls,Office,Buildings,Restaurants,Aisles,Supermarkets,etc  
展厅、写字楼、大厦、餐厅、走廊、超市等



型号 Model No.	功率 Wattage(W)	电压 Voltage	光通量 Luminous Flux(lm)	光束角 Beam Angle(°)	色温 Colour Temp	显指 CRI	防护等级 IP Rating	材质 Material
 <b>F625091</b>	15W	AC220-240V	1200LM	15°	2700K	CRI≥90	IP20	压铸铝
				24°	3000K			
				36°	3500K			
				60°	4000K			

型号 Model No.	功率 Wattage(W)	电压 Voltage	光通量 Luminous Flux(lm)	光束角 Beam Angle(°)	色温 Colour Temp	显指 CRI	防护等级 IP Rating	材质 Material
 <b>F625128</b>	25W	AC220-240V	2000LM	15°	2700K	CRI≥90	IP20	压铸铝
				24°	3000K			
				36°	3500K			
				60°	4000K			

 <b>F625091</b>	20W	AC220-240V	1600LM	15°	2700K	CRI≥90	IP20	压铸铝
				24°	3000K			
				36°	3500K			
				60°	4000K			

 <b>F625128</b>	30W	AC220-240V	2400LM	15°	2700K	CRI≥90	IP20	压铸铝
				24°	3000K			
				36°	3500K			
				60°	4000K			



# DARA SUREFACE MOUNTED DOWNLIGHT SERIES

## DARA 明装筒灯系列

LED明装筒灯应用于不吊顶空间，对于临时布线更灵活方便，有吸顶，吊杆，吊线及侧挂安装；效率高，替换传统筒灯，节能超过60%，是紧凑型荧光灯的5倍。灯具一体化结构，造型简洁大方，照射角度多样。高透光率透镜+防眩杯，光线均匀柔和，无阴影暗区，无眩光。无紫外线和红外线辐射，不含铅、汞、等有害元素，健康环保。IP65防护等级，不惧水花飞溅。

LED surface mounted downloads are used in non-ceilinged spaces. They are more flexible and convenient for temporary wiring. There are ceilings, hangers, hanging wires and side-mounted installations, High efficiency, replace traditional downloads, saving more than 60%, is a compact fluorescent lamp 5 Times. Integrated lighting structure, simple and elegant modeling, irradiation angle and diverse. High transmittance lenses+anti-glare cups, uniform soft light, no shadow dark areas, no glare. No ultra-violet and infrared radiation, no lead, pump, and other harmful elements, health and environmental protection. IP65 protection grade, no fear of splash.

应用场所：室外阳台、楼梯、走廊过道以及室内

Application :Places: outdoor balconies, stairs, corridors and aisles and indoors.



- Adjustable angle 调角: 0°
- Installation 安装方式: Surface-Mounted表面安装
- Lighting Efficiency 利用率: >80%
- Optional Features 可选功能: 0-10v,Dali ,Triac Dimming,SmartMee Dimming & CCT Adjusting  
0-10v,Dali ,可控硅调光, SmartMee 调光调色
- Applications 应用: Outdoor balconies, stairs, corridors and aisles and indoors  
室外阳台、楼梯、走廊过道以及室内



- Adjustable angle 调角: 0°
- Installation 安装方式: Surface-Mounted表面安装
- Lighting Efficiency 利用率: >80%
- Optional Features 可选功能: 0-10v,Dali ,Triac Dimming,SmartMee Dimming & CCT Adjusting  
0-10v,Dali ,可控硅调光, SmartMee 调光调色
- Applications 应用: Outdoor balconies, stairs, corridors and aisles and indoors  
室外阳台、楼梯、走廊过道以及室内



型号 Model No.	功率 Wattage(W)	电压 Voltage	光通量 Luminous Flux(lm)	光束角 Beam Angle(°)	色温 Colour Temp.	显指 CRI	防护等级 IP Rating	材质 Material
	<b>F96183</b>	15W	220-240V	997LM	40°	2700K	>90	IP65 压铸铝
	<b>F96183</b>	15W	220-240V	1105LM	40°	3000K	>90	IP65 压铸铝
	<b>F96183</b>	15W	220-240V	1071LM	40°	4000K	>90	IP65 压铸铝
	<b>F96183</b>	15W	220-240V	1086LM	40°	5500K	>90	IP65 压铸铝

型号 Model No.	功率 Wattage(W)	电压 Voltage	光通量 Luminous Flux(lm)	光束角 Beam Angle(°)	色温 Colour Temp.	显指 CRI	防护等级 IP Rating	材质 Material
	<b>F961123</b>	20W	220-240V	1237LM	40°	2700K	>90	IP65 压铸铝
	<b>F961123</b>	20W	220-240V	1320LM	40°	3000K	>90	IP65 压铸铝
	<b>F961123</b>	20W	220-240V	1436LM	40°	4000K	>90	IP65 压铸铝
	<b>F961123</b>	20W	220-240V	1467LM	40°	5500K	>90	IP65 压铸铝



- Adjustable angle 调角: 0°
- Installation 安装方式: Surface-Mounted表面安装
- Lighting Efficiency 利用率: >80%
- Optional Features 可选功能: 0-10v,Dali ,Triac Dimming,SmartMee Dimming & CCT Adjusting  
0-10v,Dali ,可控硅调光, SmartMee 调光调色
- Applications 应用: Outdoor balconies, stairs, corridors and aisles and indoors  
室外阳台、楼梯、走廊过道以及室内



- Adjustable angle 调角: 0°
- Installation 安装方式: Surface-Mounted表面安装
- Lighting Efficiency 利用率: >80%
- Optional Features 可选功能: 0-10v,Dali ,Triac Dimming,SmartMee Dimming & CCT Adjusting  
0-10v,Dali ,可控硅调光, SmartMee 调光调色
- Applications 应用: Outdoor balconies, stairs, corridors and aisles and indoors  
室外阳台、楼梯、走廊过道以及室内



型号 Model No.	功率 Wattage(W)	电压 Voltage	光通量 Luminous Flux(lm)	光束角 Beam Angle(°)	色温 Colour Temp.	显指 CRI	防护等级 IP Rating	材质 Material
	<b>F961160</b>	40W	220-240V	2537LM	40°	2700K	>90	IP65 压铸铝
	<b>F961160</b>	40W	220-240V	2605LM	40°	3000K	>90	IP65 压铸铝
	<b>F961160</b>	40W	220-240V	2771LM	40°	4000K	>90	IP65 压铸铝
	<b>F961160</b>	40W	220-240V	2886LM	40°	5500K	>90	IP65 压铸铝

型号 Model No.	功率 Wattage(W)	电压 Voltage	光通量 Luminous Flux(lm)	光束角 Beam Angle(°)	色温 Colour Temp.	显指 CRI	防护等级 IP Rating	材质 Material
	<b>F961200</b>	55W	220-240V	3937LM	40°	2700K	>90	IP65 压铸铝
	<b>F961200</b>	55W	220-240V	4005LM	40°	3000K	>90	IP65 压铸铝
	<b>F961200</b>	55W	220-240V	4171LM	40°	4000K	>90	IP65 压铸铝
	<b>F961200</b>	55W	220-240V	4286LM	40°	5500K	>90	IP65 压铸铝

- Adjustable angle 调角: 0°
- Installation 安装方式: Surface-Mounted表面安装
- Lighting Efficiency 利用率: >80%
- Optional Features 可选功能: 0-10v,Dali ,Triac Dimming,SmartMee Dimming & CCT Adjusting  
0-10v,Dali ,可控硅调光, SmartMee 调光调色
- Applications 应用: Outdoor balconies, stairs, corridors and aisles and indoors  
室外阳台、楼梯、走廊过道以及室内



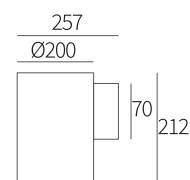
- Adjustable angle 调角: 0°
- Installation 安装方式: Surface-Mounted表面安装
- Lighting Efficiency 利用率: >80%
- Optional Features 可选功能: 0-10v,Dali ,Triac Dimming,SmartMee Dimming & CCT Adjusting  
0-10v,Dali ,可控硅调光, SmartMee 调光调色
- Applications 应用: Outdoor balconies, stairs, corridors and aisles and indoors  
室外阳台、楼梯、走廊过道以及室内




型号 Model No.	功率 Wattage(W)	电压 Voltage	光通量 Luminous Flux(lm)	光束角 Beam Angle(°)	色温 Colour Temp.	显指 CRI	防护等级 IP Rating	材质 Material
	<b>F962123</b>	20W	220-240V	1237LM	40°	2700K	>90	IP65 压铸铝
	<b>F962123</b>	20W	220-240V	1320LM	40°	3000K	>90	IP65 压铸铝
	<b>F962123</b>	20W	220-240V	1436LM	40°	4000K	>90	IP65 压铸铝
	<b>F962123</b>	20W	220-240V	1467LM	40°	5500K	>90	IP65 压铸铝

型号 Model No.	功率 Wattage(W)	电压 Voltage	光通量 Luminous Flux(lm)	光束角 Beam Angle(°)	色温 Colour Temp.	显指 CRI	防护等级 IP Rating	材质 Material
	<b>F962160</b>	40W	220-240V	2537LM	40°	2700K	>90	IP65 压铸铝
	<b>F962160</b>	40W	220-240V	2605LM	40°	3000K	>90	IP65 压铸铝
	<b>F962160</b>	40W	220-240V	2771LM	40°	4000K	>90	IP65 压铸铝
	<b>F962160</b>	40W	220-240V	2886LM	40°	5500K	>90	IP65 压铸铝

- Adjustable angle 调角: 0°
- Installation 安装方式: Surface-Mounted表面安装
- Lighting Efficiency 利用率: >80%
- Optional Features 可选功能: 0-10v,Dali ,Triac Dimming,SmartMee Dimming & CCT Adjusting  
0-10v,Dali ,可控硅调光, SmartMee 调光调色
- Applications 应用: Outdoor balconies, stairs, corridors and aisles and indoors  
室外阳台、楼梯、走廊过道以及室内



型号 Model No.	功率 Wattage(W)	电压 Voltage	光通量 Luminous Flux(lm)	光束角 Beam Angle(°)	色温 Colour Temp.	显指 CRI	防护等级 IP Rating	材质 Material
<b>F962200</b>	55W	220-240V	3937LM	40°	2700K	>90	IP65	压铸铝
<b>F962200</b>	55W	220-240V	4005LM	40°	3000K	>90	IP65	压铸铝
<b>F962200</b>	55W	220-240V	4171LM	40°	4000K	>90	IP65	压铸铝
<b>F962200</b>	55W	220-240V	4286LM	40°	5500K	>90	IP65	压铸铝





# AMBER TRACK LIGHT SERIES

## AMBER 轨道灯系列

LED轨道射灯系列可根据各种场所的照度，环境、气氛要求，可灵活投射光可满足任何重点投射要求。不闪烁、无噪音、低温及电压变动时光输出稳定等多项优点提供准确的光学效果、卓越的显色性以及光色的稳定性。

针对不同材质不同环境配以专属的光色,让物品还原最本质的颜色.比如服装面料和家具木料光色取向会有所不同。

应用场所:适用于各类型店铺，展厅、品牌专卖店、博物馆、餐厅，陶瓷卫浴、家具卖场及超市等一切需要展示照明的场所。

LED Track light series can according to the requirements of Various place of illumination the environment the atmosphere, to adjust the spotlight flexibly. It is no flash, no noisy, low temperature, and it is stable when voltage changed.

The needles are not different materials and different environments with exclusive light color; Let items restore the most essential colors, such as The light color orientation of apparel fabrics and furniture wood will be different.

Application place: Applicable to all types of shops, exhibition halls, brand stores, museums, restaurants, ceramic sanitary ware, furniture stores, supermarkets, and other places where lighting needs to be displayed.



- Adjustable angle 调角: 355°可旋转 直角90°可调节
- Installation 安装方式: Track installation 轨道式
- Lighting Efficiency 利用率: >80%
- Optional Features 可选功能: 0-10v,Dali ,Triac Dimming,SmartMee Dimming & CCT Adjusting  
0-10v,Dali ,可控硅调光, SmartMee 调光调色
- Applications 应用: shopping malls, automotive showrooms, brand stores, chain stores, department stores, museums  
商场、汽车展厅、品牌专卖店、连锁店、百货公司、博物馆



- Adjustable angle 调角: 355°可旋转 直角90°可调节
- Installation 安装方式: Track installation 轨道式
- Lighting Efficiency 利用率: >80%
- Optional Features 可选功能: 0-10v,Dali ,Triac Dimming,SmartMee Dimming & CCT Adjusting  
0-10v,Dali ,可控硅调光, SmartMee 调光调色
- Applications 应用: shopping malls, automotive showrooms, brand stores, chain stores, department stores, museums  
商场、汽车展厅、品牌专卖店、连锁店、百货公司、博物馆



型号 Model No.	功率 Wattage(W)	电压 Voltage	光通量 Luminous Flux(lm)	光束角 Beam Angle(°)	色温 Colour Temp.	显指 CRI	防护等级 IP Rating	材质 Material
	<b>FTA11095</b>	10W	220-240V	665LM	12° 24° 40°	2700K	>90	IP20 压铸铝
	<b>FTA11095</b>	10W	220-240V	737LM	12° 24° 40°	3000K	>90	IP20 压铸铝
	<b>FTA11095</b>	10W	220-240V	714LM	12° 24° 40°	4000K	>90	IP20 压铸铝
	<b>FTA11095</b>	10W	220-240V	741LM	12° 24° 40°	5500K	>90	IP20 压铸铝

型号 Model No.	功率 Wattage(W)	电压 Voltage	光通量 Luminous Flux(lm)	光束角 Beam Angle(°)	色温 Colour Temp.	显指 CRI	防护等级 IP Rating	材质 Material
	<b>FTA11095</b>	12W	220-240V	937LM	12° 24° 40°	2700K	>90	IP20 压铸铝
	<b>FTA11095</b>	12W	220-240V	945LM	12° 24° 40°	3000K	>90	IP20 压铸铝
	<b>FTA11095</b>	12W	220-240V	951LM	12° 24° 40°	4000K	>90	IP20 压铸铝
	<b>FTA11095</b>	12W	220-240V	966LM	12° 24° 40°	5500K	>90	IP20 压铸铝

- Adjustable angle 调角: 355°可旋转 直角90°可调节
- Installation 安装方式: Track installation 轨道式
- Lighting Efficiency 利用率: >80%
- Optional Features 可选功能: 0-10v,Dali ,Triac Dimming,SmartMee Dimming & CCT Adjusting  
0-10v,Dali ,可控硅调光, SmartMee 调光调色
- Applications 应用: shopping malls, automotive showrooms, brand stores, chain stores, department stores, museums  
商场、汽车展厅、品牌专卖店、连锁店、百货公司、博物馆



- Adjustable angle 调角: 355°可旋转 直角90°可调节
- Installation 安装方式: Track installation 轨道式
- Lighting Efficiency 利用率: >80%
- Optional Features 可选功能: 0-10v,Dali ,Triac Dimming,SmartMee Dimming & CCT Adjusting  
0-10v,Dali ,可控硅调光, SmartMee 调光调色
- Applications 应用: shopping malls, automotive showrooms, brand stores, chain stores, department stores, museums  
商场、汽车展厅、品牌专卖店、连锁店、百货公司、博物馆



型号 Model No.	功率 Wattage(W)	电压 Voltage	光通量 Luminous Flux(lm)	光束角 Beam Angle(°)	色温 Colour Temp.	显指 CRI	防护等级 IP Rating	材质 Material
	<b>FTA11150</b>	15W	220-240V	1065LM	12° 24° 40°	2700K	>90	IP20 压铸铝
	<b>FTA11150</b>	15W	220-240V	1095LM	12° 24° 40°	3000K	>90	IP20 压铸铝
	<b>FTA11150</b>	15W	220-240V	1114LM	12° 24° 40°	4000K	>90	IP20 压铸铝
	<b>FTA11150</b>	15W	220-240V	1119LM	12° 24° 40°	5500K	>90	IP20 压铸铝

型号 Model No.	功率 Wattage(W)	电压 Voltage	光通量 Luminous Flux(lm)	光束角 Beam Angle(°)	色温 Colour Temp.	显指 CRI	防护等级 IP Rating	材质 Material
	<b>FTA11150</b>	20W	220-240V	1237LM	12° 24° 40°	2700K	>90	IP20 压铸铝
	<b>FTA11150</b>	20W	220-240V	1320LM	12° 24° 40°	3000K	>90	IP20 压铸铝
	<b>FTA11150</b>	20W	220-240V	1436LM	12° 24° 40°	4000K	>90	IP20 压铸铝
	<b>FTA11150</b>	20W	220-240V	1467LM	12° 24° 40°	5500K	>90	IP20 压铸铝

- Adjustable angle 调角: 355°可旋转 直角90°可调节
- Installation 安装方式: Surface mounted 表面安装式
- Lighting Efficiency 利用率: >80%
- Optional Features 可选功能: 0-10v,Dali ,Triac Dimming,SmartMee Dimming & CCT Adjusting  
0-10v,Dali ,可控硅调光, SmartMee 调光调色
- Applications 应用: shopping malls, automotive showrooms, brand stores, chain stores, department stores, museums  
商场、汽车展厅、品牌专卖店、连锁店、百货公司、博物馆



- Adjustable angle 调角: 355°可旋转 直角90°可调节
- Installation 安装方式: Surface mounted 表面安装式
- Lighting Efficiency 利用率: >80%
- Optional Features 可选功能: 0-10v,Dali ,Triac Dimming,SmartMee Dimming & CCT Adjusting  
0-10v,Dali ,可控硅调光, SmartMee 调光调色
- Applications 应用: shopping malls, automotive showrooms, brand stores, chain stores, department stores, museums  
商场、汽车展厅、品牌专卖店、连锁店、百货公司、博物馆



型号 Model No.	功率 Wattage(W)	电压 Voltage	光通量 Luminous Flux(lm)	光束角 Beam Angle(°)	色温 Colour Temp.	显指 CRI	防护等级 IP Rating	材质 Material
	<b>FTL12095</b>	10W	220-240V	665LM	12° 24° 40°	2700K	>90	IP20 压铸铝
	<b>FTL12095</b>	10W	220-240V	737LM	12° 24° 40°	3000K	>90	IP20 压铸铝
	<b>FTL12095</b>	10W	220-240V	714LM	12° 24° 40°	4000K	>90	IP20 压铸铝
	<b>FTL12095</b>	10W	220-240V	741LM	12° 24° 40°	5500K	>90	IP20 压铸铝

型号 Model No.	功率 Wattage(W)	电压 Voltage	光通量 Luminous Flux(lm)	光束角 Beam Angle(°)	色温 Colour Temp.	显指 CRI	防护等级 IP Rating	材质 Material
	<b>FTL12095</b>	12W	220-240V	937LM	12° 24° 40°	2700K	>90	IP20 压铸铝
	<b>FTL12095</b>	12W	220-240V	945LM	12° 24° 40°	3000K	>90	IP20 压铸铝
	<b>FTL12095</b>	12W	220-240V	951LM	12° 24° 40°	4000K	>90	IP20 压铸铝
	<b>FTL12095</b>	12W	220-240V	966LM	12° 24° 40°	5500K	>90	IP20 压铸铝

- Adjustable angle 调角: 355°可旋转 直角90°可调节
- Installation 安装方式: Surface mounted 表面安装式
- Lighting Efficiency 利用率: >80%
- Optional Features 可选功能: 0-10v,Dali ,Triac Dimming, SmartMee Dimming & CCT Adjusting  
0-10v,Dali ,可控硅调光, SmartMee 调光调色
- Applications 应用: shopping malls, automotive showrooms, brand stores, chain stores, department stores, museums  
商场、汽车展厅、品牌专卖店、连锁店、百货公司、博物馆



- Adjustable angle 调角: 355°可旋转 直角90°可调节
- Installation 安装方式: Surface mounted 表面安装式
- Lighting Efficiency 利用率: >80%
- Optional Features 可选功能: 0-10v,Dali ,Triac Dimming, SmartMee Dimming & CCT Adjusting  
0-10v,Dali ,可控硅调光, SmartMee 调光调色
- Applications 应用: shopping malls, automotive showrooms, brand stores, chain stores, department stores, museums  
商场、汽车展厅、品牌专卖店、连锁店、百货公司、博物馆



型号 Model No.	功率 Wattage(W)	电压 Voltage	光通量 Luminous Flux(lm)	光束角 Beam Angle(°)	色温 Colour Temp.	显指 CRI	防护等级 IP Rating	材质 Material
	<b>FTL12150</b>	15W	220-240V	1065LM	12° 24° 40°	2700K	>90	IP20 压铸铝
	<b>FTL12150</b>	15W	220-240V	1095LM	12° 24° 40°	3000K	>90	IP20 压铸铝
	<b>FTL12150</b>	15W	220-240V	1114LM	12° 24° 40°	4000K	>90	IP20 压铸铝
	<b>FTL12150</b>	15W	220-240V	1119LM	12° 24° 40°	5500K	>90	IP20 压铸铝

型号 Model No.	功率 Wattage(W)	电压 Voltage	光通量 Luminous Flux(lm)	光束角 Beam Angle(°)	色温 Colour Temp.	显指 CRI	防护等级 IP Rating	材质 Material
	<b>FTL12150</b>	20W	220-240V	1237LM	12° 24° 40°	2700K	>90	IP20 压铸铝
	<b>FTL12150</b>	20W	220-240V	1320LM	12° 24° 40°	3000K	>90	IP20 压铸铝
	<b>FTL12150</b>	20W	220-240V	1436LM	12° 24° 40°	4000K	>90	IP20 压铸铝
	<b>FTL12150</b>	20W	220-240V	1467LM	12° 24° 40°	5500K	>90	IP20 压铸铝



- Adjustable angle 调角: 355°可旋转 直角90°可调节
- Installation 安装方式: Surface mounted 表面安装式
- Lighting Efficiency 利用率: >80%
- Optional Features 可选功能: 0-10v,Dali ,Triac Dimming,SmartMee Dimming & CCT Adjusting  
0-10v,Dali ,可控硅调光, SmartMee 调光调色
- Applications 应用: shopping malls, automotive showrooms, brand stores, chain stores, department stores, museums  
商场、汽车展厅、品牌专卖店、连锁店、百货公司、博物馆



- Adjustable angle 调角: 355°可旋转 直角90°可调节
- Installation 安装方式: Surface mounted 表面安装式
- Lighting Efficiency 利用率: >80%
- Optional Features 可选功能: 0-10v,Dali ,Triac Dimming,SmartMee Dimming & CCT Adjusting  
0-10v,Dali ,可控硅调光, SmartMee 调光调色
- Applications 应用: shopping malls, automotive showrooms, brand stores, chain stores, department stores, museums  
商场、汽车展厅、品牌专卖店、连锁店、百货公司、博物馆



型号 Model No.	功率 Wattage(W)	电压 Voltage	光通量 Luminous Flux(lm)	光束角 Beam Angle(°)	色温 Colour Temp.	显指 CRI	防护等级 IP Rating	材质 Material
	<b>FCL13095</b>	10W	220-240V	665LM	12° 24° 40°	2700K	>90	IP20 压铸铝
	<b>FCL13095</b>	10W	220-240V	737LM	12° 24° 40°	3000K	>90	IP20 压铸铝
	<b>FCL13095</b>	10W	220-240V	714LM	12° 24° 40°	4000K	>90	IP20 压铸铝
	<b>FCL13095</b>	10W	220-240V	741LM	12° 24° 40°	5500K	>90	IP20 压铸铝

型号 Model No.	功率 Wattage(W)	电压 Voltage	光通量 Luminous Flux(lm)	光束角 Beam Angle(°)	色温 Colour Temp.	显指 CRI	防护等级 IP Rating	材质 Material
	<b>FCL13095</b>	12W	220-240V	937LM	12° 24° 40°	2700K	>90	IP20 压铸铝
	<b>FCL13095</b>	12W	220-240V	945LM	12° 24° 40°	3000K	>90	IP20 压铸铝
	<b>FCL13095</b>	12W	220-240V	951LM	12° 24° 40°	4000K	>90	IP20 压铸铝
	<b>FCL13095</b>	12W	220-240V	966LM	12° 24° 40°	5500K	>90	IP20 压铸铝

- Adjustable angle 调角: 355°可旋转 直角90°可调节
- Installation 安装方式: Surface mounted 表面安装式
- Lighting Efficiency 利用率: >80%
- Optional Features 可选功能: 0-10v,Dali ,Triac Dimming, SmartMee Dimming & CCT Adjusting  
0-10v,Dali ,可控硅调光, SmartMee 调光调色
- Applications 应用: shopping malls, automotive showrooms, brand stores, chain stores, department stores, museums  
商场、汽车展厅、品牌专卖店、连锁店、百货公司、博物馆



- Adjustable angle 调角: 355°可旋转 直角90°可调节
- Installation 安装方式: Surface mounted 表面安装式
- Lighting Efficiency 利用率: >80%
- Optional Features 可选功能: 0-10v,Dali ,Triac Dimming, SmartMee Dimming & CCT Adjusting  
0-10v,Dali ,可控硅调光, SmartMee 调光调色
- Applications 应用: shopping malls, automotive showrooms, brand stores, chain stores, department stores, museums  
商场、汽车展厅、品牌专卖店、连锁店、百货公司、博物馆



型号 Model No.	功率 Wattage(W)	电压 Voltage	光通量 Luminous Flux(lm)	光束角 Beam Angle(°)	色温 Colour Temp.	显指 CRI	防护等级 IP Rating	材质 Material
	<b>FCL13150</b>	15W	220-240V	1065LM	12° 24° 40°	2700K	>90	IP20 压铸铝
	<b>FCL13150</b>	15W	220-240V	1095LM	12° 24° 40°	3000K	>90	IP20 压铸铝
	<b>FCL13150</b>	15W	220-240V	1114LM	12° 24° 40°	4000K	>90	IP20 压铸铝
	<b>FCL13150</b>	15W	220-240V	1119LM	12° 24° 40°	5500K	>90	IP20 压铸铝

型号 Model No.	功率 Wattage(W)	电压 Voltage	光通量 Luminous Flux(lm)	光束角 Beam Angle(°)	色温 Colour Temp.	显指 CRI	防护等级 IP Rating	材质 Material
	<b>FCL13150</b>	20W	220-240V	1237LM	12° 24° 40°	2700K	>90	IP20 压铸铝
	<b>FCL13150</b>	20W	220-240V	1320LM	12° 24° 40°	3000K	>90	IP20 压铸铝
	<b>FCL13150</b>	20W	220-240V	1436LM	12° 24° 40°	4000K	>90	IP20 压铸铝
	<b>FCL13150</b>	20W	220-240V	1467LM	12° 24° 40°	5500K	>90	IP20 压铸铝

- Adjustable angle 调角: 355°可旋转 直角90°可调节
- Installation 安装方式: Track installation 轨道式
- Lighting Efficiency 利用率: >80%
- Optional Features 可选功能: 0-10v,Dali ,Triac Dimming,SmartMee Dimming & CCT Adjusting  
0-10v,Dali ,可控硅调光, SmartMee 调光调色
- Applications 应用: shopping malls, automotive showrooms, brand stores, chain stores, department stores, museums  
商场、汽车展厅、品牌专卖店、连锁店、百货公司、博物馆



- Adjustable angle 调角: 355°可旋转 直角90°可调节
- Installation 安装方式: Track installation 轨道式
- Lighting Efficiency 利用率: >80%
- Optional Features 可选功能: 0-10v,Dali ,Triac Dimming,SmartMee Dimming & CCT Adjusting  
0-10v,Dali ,可控硅调光, SmartMee 调光调色
- Applications 应用: shopping malls, automotive showrooms, brand stores, chain stores, department stores, museums  
商场、汽车展厅、品牌专卖店、连锁店、百货公司、博物馆



型号 Model No.	功率 Wattage(W)	电压 Voltage	光通量 Luminous Flux(lm)	光束角 Beam Angle(°)	色温 Colour Temp.	显指 CRI	防护等级 IP Rating	材质 Material
	<b>FTA14140</b>	25W	220-240V	1565LM	15° 24° 40°	2700K	>90	IP20 压铸铝
	<b>FTA14140</b>	25W	220-240V	1636LM	15° 24° 40°	3000K	>90	IP20 压铸铝
	<b>FTA14140</b>	25W	220-240V	1823LM	15° 24° 40°	4000K	>90	IP20 压铸铝
	<b>FTA14140</b>	25W	220-240V	1852LM	15° 24° 40°	5500K	>90	IP20 压铸铝

型号 Model No.	功率 Wattage(W)	电压 Voltage	光通量 Luminous Flux(lm)	光束角 Beam Angle(°)	色温 Colour Temp.	显指 CRI	防护等级 IP Rating	材质 Material
	<b>FTA14140</b>	30W	220-240V	1889LM	15° 24° 40°	2700K	>90	IP20 压铸铝
	<b>FTA14140</b>	30W	220-240V	1921LM	15° 24° 40°	3000K	>90	IP20 压铸铝
	<b>FTA14140</b>	30W	220-240V	2037LM	15° 24° 40°	4000K	>90	IP20 压铸铝
	<b>FTA14140</b>	30W	220-240V	2127LM	15° 24° 40°	5500K	>90	IP20 压铸铝

- Adjustable angle 调角: 355°可旋转 直角90°可调节
- Installation 安装方式: Surface mounted 表面安装式
- Lighting Efficiency 利用率: >80%
- Optional Features 可选功能: 0-10v,Dali ,Triac Dimming,SmartMee Dimming & CCT Adjusting  
0-10v,Dali ,可控硅调光, SmartMee 调光调色
- Applications 应用: shopping malls, automotive showrooms, brand stores, chain stores, department stores, museums  
商场、汽车展厅、品牌专卖店、连锁店、百货公司、博物馆



- Adjustable angle 调角: 355°可旋转 直角90°可调节
- Installation 安装方式: Surface mounted 表面安装式
- Lighting Efficiency 利用率: >80%
- Optional Features 可选功能: 0-10v,Dali ,Triac Dimming,SmartMee Dimming & CCT Adjusting  
0-10v,Dali ,可控硅调光, SmartMee 调光调色
- Applications 应用: shopping malls, automotive showrooms, brand stores, chain stores, department stores, museums  
商场、汽车展厅、品牌专卖店、连锁店、百货公司、博物馆



型号 Model No.	功率 Wattage(W)	电压 Voltage	光通量 Luminous Flux(lm)	光束角 Beam Angle(°)	色温 Colour Temp.	显指 CRI	防护等级 IP Rating	材质 Material
	<b>FCL14140</b>	25W	220-240V	1565LM	15° 24° 40°	2700K	>90	IP20 压铸铝
	<b>FCL14140</b>	25W	220-240V	1636LM	15° 24° 40°	3000K	>90	IP20 压铸铝
	<b>FCL14140</b>	25W	220-240V	1823LM	15° 24° 40°	4000K	>90	IP20 压铸铝
	<b>FCL14140</b>	25W	220-240V	1852LM	15° 24° 40°	5500K	>90	IP20 压铸铝

型号 Model No.	功率 Wattage(W)	电压 Voltage	光通量 Luminous Flux(lm)	光束角 Beam Angle(°)	色温 Colour Temp.	显指 CRI	防护等级 IP Rating	材质 Material
	<b>FCL14140</b>	30W	220-240V	1889LM	15° 24° 40°	2700K	>90	IP20 压铸铝
	<b>FCL14140</b>	30W	220-240V	1921LM	15° 24° 40°	3000K	>90	IP20 压铸铝
	<b>FCL14140</b>	30W	220-240V	2037LM	15° 24° 40°	4000K	>90	IP20 压铸铝
	<b>FCL14140</b>	30W	220-240V	2127LM	15° 24° 40°	5500K	>90	IP20 压铸铝

- Adjustable angle 调角: 355°可旋转 直角90°可调节
- Installation 安装方式: Track installation 轨道式
- Lighting Efficiency 利用率: >80%
- Optional Features 可选功能: 0-10v,Dali ,Triac Dimming,SmartMee Dimming & CCT Adjusting  
0-10v,Dali ,可控硅调光, SmartMee 调光调色
- Applications 应用: shopping malls, automotive showrooms, brand stores, chain stores, department stores, museums  
商场、汽车展厅、品牌专卖店、连锁店、百货公司、博物馆



- Adjustable angle 调角: 355°可旋转 直角90°可调节
- Installation 安装方式: Track installation 轨道式
- Lighting Efficiency 利用率: >80%
- Optional Features 可选功能: 0-10v,Dali ,Triac Dimming,SmartMee Dimming & CCT Adjusting  
0-10v,Dali ,可控硅调光, SmartMee 调光调色
- Applications 应用: shopping malls, automotive showrooms, brand stores, chain stores, department stores, museums  
商场、汽车展厅、品牌专卖店、连锁店、百货公司、博物馆



型号 Model No.	功率 Wattage(W)	电压 Voltage	光通量 Luminous Flux(lm)	光束角 Beam Angle(°)	色温 Colour Temp.	显指 CRI	防护等级 IP Rating	材质 Material
	<b>FTA15218</b>	15W	220-240V	1065LM	15° 24° 40°	2700K	>90	IP20 压铸铝
	<b>FTA15218</b>	15W	220-240V	1095LM	15° 24° 40°	3000K	>90	IP20 压铸铝
	<b>FTA15218</b>	15W	220-240V	1114LM	15° 24° 40°	4000K	>90	IP20 压铸铝
	<b>FTA15218</b>	15W	220-240V	1119LM	15° 24° 40°	5500K	>90	IP20 压铸铝

型号 Model No.	功率 Wattage(W)	电压 Voltage	光通量 Luminous Flux(lm)	光束角 Beam Angle(°)	色温 Colour Temp.	显指 CRI	防护等级 IP Rating	材质 Material
	<b>FTA15218</b>	20W	220-240V	1237LM	15° 24° 40°	2700K	>90	IP20 压铸铝
	<b>FTA15218</b>	20W	220-240V	1320LM	15° 24° 40°	3000K	>90	IP20 压铸铝
	<b>FTA15218</b>	20W	220-240V	1436LM	15° 24° 40°	4000K	>90	IP20 压铸铝
	<b>FTA15218</b>	20W	220-240V	1467LM	15° 24° 40°	5500K	>90	IP20 压铸铝

- Adjustable angle 调角: 355°可旋转 直角90°可调节
- Installation 安装方式: Track installation 轨道式
- Lighting Efficiency 利用率: >80%
- Optional Features 可选功能: 0-10v,Dali ,Triac Dimming,SmartMee Dimming & CCT Adjusting  
0-10v,Dali ,可控硅调光, SmartMee 调光调色
- Applications 应用: shopping malls, automotive showrooms, brand stores, chain stores, department stores, museums  
商场、汽车展厅、品牌专卖店、连锁店、百货公司、博物馆



- Adjustable angle 调角: 355°可旋转 直角90°可调节
- Installation 安装方式: Track installation 轨道式
- Lighting Efficiency 利用率: >80%
- Optional Features 可选功能: 0-10v,Dali ,Triac Dimming,SmartMee Dimming & CCT Adjusting  
0-10v,Dali ,可控硅调光, SmartMee 调光调色
- Applications 应用: shopping malls, automotive showrooms, brand stores, chain stores, department stores, museums  
商场、汽车展厅、品牌专卖店、连锁店、百货公司、博物馆



型号 Model No.	功率 Wattage(W)	电压 Voltage	光通量 Luminous Flux(lm)	光束角 Beam Angle(°)	色温 Colour Temp.	显指 CRI	防护等级 IP Rating	材质 Material	
	<b>FTA16220</b>	25W	220-240V	1565LM	15° 24° 40°	2700K	>90	IP20	压铸铝
	<b>FTA16220</b>	25W	220-240V	1636LM	15° 24° 40°	3000K	>90	IP20	压铸铝
	<b>FTA16220</b>	25W	220-240V	1823LM	15° 24° 40°	4000K	>90	IP20	压铸铝
	<b>FTA16220</b>	25W	220-240V	1852LM	15° 24° 40°	5500K	>90	IP20	压铸铝

型号 Model No.	功率 Wattage(W)	电压 Voltage	光通量 Luminous Flux(lm)	光束角 Beam Angle(°)	色温 Colour Temp.	显指 CRI	防护等级 IP Rating	材质 Material	
	<b>FTA16220</b>	30W	220-240V	1889LM	15° 24° 40°	2700K	>90	IP20	压铸铝
	<b>FTA16220</b>	30W	220-240V	1921LM	15° 24° 40°	3000K	>90	IP20	压铸铝
	<b>FTA16220</b>	30W	220-240V	2037LM	15° 24° 40°	4000K	>90	IP20	压铸铝
	<b>FTA16220</b>	30W	220-240V	2127LM	15° 24° 40°	5500K	>90	IP20	压铸铝



# BELLE TRACK LIGHT SERIES

BELLE 调焦轨道射灯系列

旋转调节15°-60°，自由变焦  
Rotation regulation 15°-60°, Free zoom


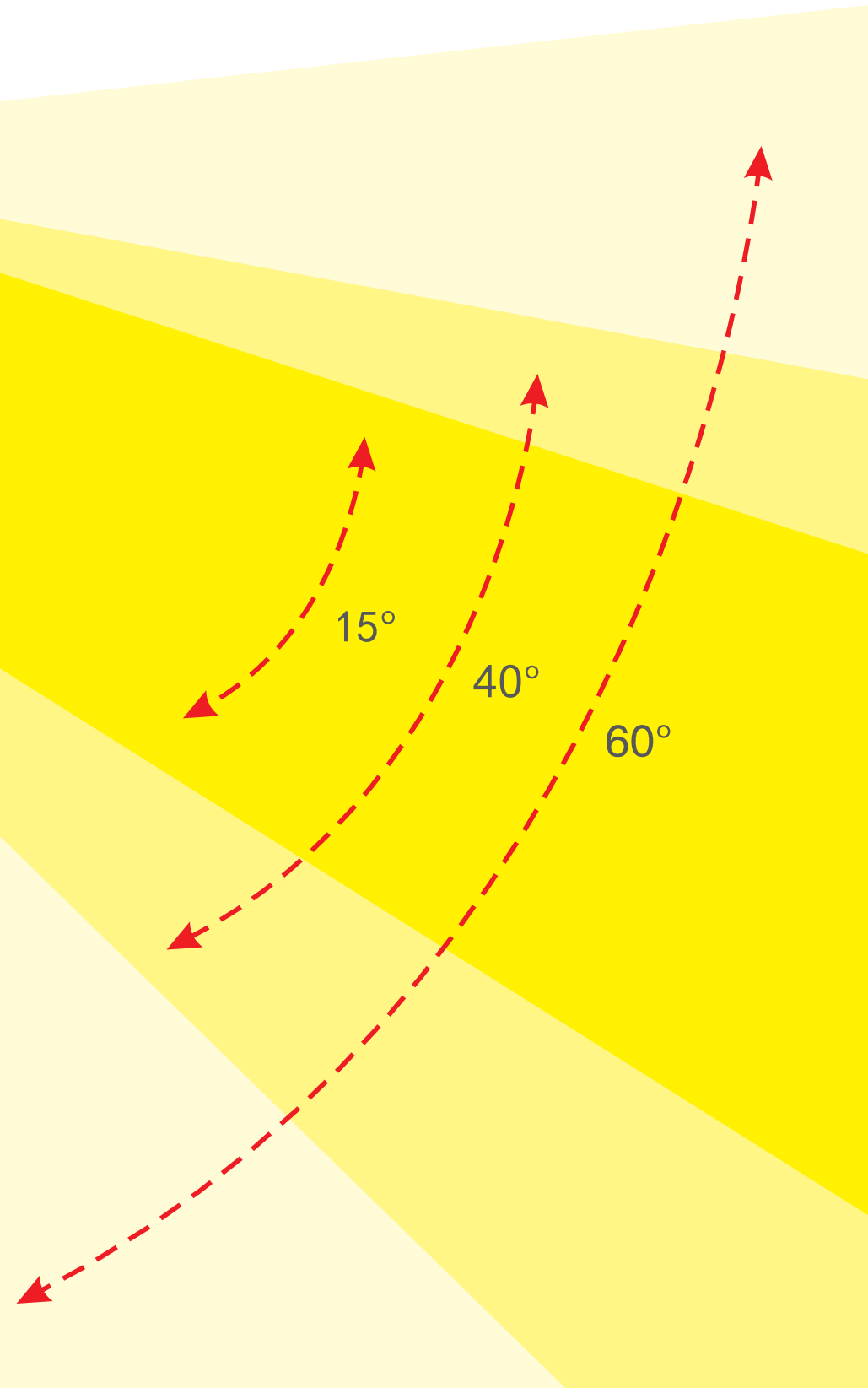


15°

30°

40°

60°



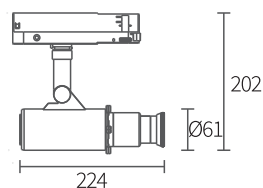
- Adjustable angle 调角: 355°可旋转 直角105°可调节
- Installation 安装方式: Track installation 轨道式
- Lighting Efficiency 利用率: >80%
- Optional Features 可选功能: 0-10v,Dali ,Triac Dimming,SmartMee Dimming & CCT Adjusting  
0-10v,Dali ,可控硅调光, SmartMee 调光调色
- Applications 应用: shopping malls, automotive showrooms, brand stores, chain stores, department stores, museums  
商场、汽车展厅、品牌专卖店、连锁店、百货公司、博物馆



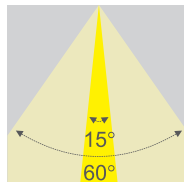
- Adjustable angle 调角: 355°可旋转 直角90°可调节
- Installation 安装方式: Track installation 轨道式
- Lighting Efficiency 利用率: >80%
- Optional Features 可选功能: 0-10v,Dali ,Triac Dimming,SmartMee Dimming & CCT Adjusting  
0-10v,Dali ,可控硅调光, SmartMee 调光调色
- Applications 应用: shopping malls, automotive showrooms, brand stores, chain stores, department stores, museums  
商场、汽车展厅、品牌专卖店、连锁店、百货公司、博物馆



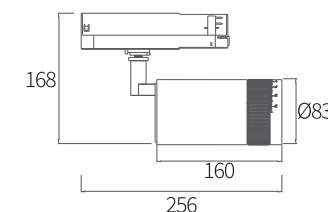
型号 Model No.	功率 Wattage(W)	电压 Voltage	光通量 Luminous Flux(lm)	光束角 Beam Angle(°)	色温 Colour Temp.	显指 CRI	防护等级 IP Rating	材质 Material
<b>FTA17224</b>	25W	220-240V	1365LM	15° 24° 40°	2700K	>90	IP20	压铸铝
	25W	220-240V	1436LM	15° 24° 40°	3000K	>90	IP20	压铸铝
	25W	220-240V	1603LM	15° 24° 40°	4000K	>90	IP20	压铸铝
<b>FTA17224</b>	25W	220-240V	1692LM	15° 24° 40°	5500K	>90	IP20	压铸铝



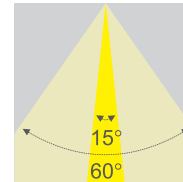
光学变焦 Optical zoom:  
15°-60°




型号 Model No.	功率 Wattage(W)	电压 Voltage	光通量 Luminous Flux(lm)	光束角 Beam Angle(°)	色温 Colour Temp.	显指 CRI	防护等级 IP Rating	材质 Material
<b>FTA17160</b>	20W	220-240V	1037LM	15° 24° 40°	2700K	>90	IP20	压铸铝
	20W	220-240V	1110LM	15° 24° 40°	3000K	>90	IP20	压铸铝
	20W	220-240V	1190LM	15° 24° 40°	4000K	>90	IP20	压铸铝
<b>FTA17160</b>	20W	220-240V	1240LM	15° 24° 40°	5500K	>90	IP20	压铸铝



光学变焦 Optical zoom:  
15°-60°







# ELVA PENDANT LINEAR SERIES

ELVA 办公线性灯系列

ELVA系列线性灯有2种不同的面罩:防眩光反射罩和高透光光学PC罩,可切割任意需求长度。一个回路最多拼接10米。配有不同的连接配件,创造无限的可能性和视觉震撼。


灯具常规配置:吊线安装,预留1米钢丝吊线 and 对应长度的外电源线,建议安装高度为距离天花500-800mm,吊线可自由调节,吸吊两用。

The ELVA series linear lamp has 2 different reflector/ cover: anti-glare reflector and high light transmitting optical PC cover, which can be cut to any desired length. One circuit can be connected up to 10 meters. Equipped with different connection accessories, creating unlimited possibilities and visual shock. General configuration of lamps: suspension wire installation, reserved 1 meter steel wire suspension wire and corresponding length of external power cord, the recommended installation height is 500-800mm away from the ceiling, the suspension wire can be adjusted freely, and it can be used for both ceiling mounted and pendant.




- Adjustable angle 调角: 0°
- Installation 安装方式: Pendant 吊装式
- Lighting Efficiency 利用率: >80%
- Optional Features 可选功能: 0-10v,Dali ,Triac Dimming,SmartMee Dimming & CCT Adjusting  
0-10v,Dali ,可控硅调光, SmartMee 调光调色

Applications 应用: Offices,schools,department stores,commercial applications.  
办公室、学校、百货商店、商业应用



- Adjustable angle 调角: 0°
- Installation 安装方式: Pendant 吊装式
- Lighting Efficiency 利用率: >80%
- Optional Features 可选功能: 0-10v,Dali ,Triac Dimming,SmartMee Dimming & CCT Adjusting  
0-10v,Dali ,可控硅调光, SmartMee 调光调色


Applications 应用: Offices,schools,department stores,commercial applications.  
办公室、学校、百货商店、商业应用




型号 Model No.	功率 Wattage(W)	电压 Voltage	光通量 Luminous Flux(lm)	光束角 Beam Angle(°)	色温 Colour Temp	显指 CRI	防护等级 IP Rating	材质 Material
 <b>FLP7014SS01</b>	9W	AC220-240V	435LM	15° 30°	2700K	CRI>90	IP20	压铸铝
	9W	AC220-240V	488LM	15° 30°	3000K	CRI>90	IP20	压铸铝
	9W	AC220-240V	505LM	15° 30°	4000K	CRI>90	IP20	压铸铝

型号 Model No.	功率 Wattage(W)	电压 Voltage	光通量 Luminous Flux(lm)	光束角 Beam Angle(°)	色温 Colour Temp	显指 CRI	防护等级 IP Rating	材质 Material
 <b>FLP7014SS02</b>	18W	AC220-240V	1386LM	15° 30°	2700K	CRI>90	IP20	压铸铝
	18W	AC220-240V	1400LM	15° 30°	3000K	CRI>90	IP20	压铸铝
	18W	AC220-240V	1440LM	15° 30°	4000K	CRI>90	IP20	压铸铝


- Adjustable angle 调角: 0°
- Installation 安装方式: Pendant 吊装式
- Lighting Efficiency 利用率: >80%
- Optional Features 可选功能: 0-10v,Dali ,Triac Dimming,SmartMee Dimming & CCT Adjusting  
0-10v,Dali ,可控硅调光, SmartMee 调光调色
- Applications 应用: Offices,schools,department stores,commercial applications.  
办公室、学校、百货商店、商业应用




- Adjustable angle 调角: 0°
- Installation 安装方式: Pendant 吊装式
- Lighting Efficiency 利用率: >80%
- Optional Features 可选功能: 0-10v,Dali ,Triac Dimming,SmartMee Dimming & CCT Adjusting  
0-10v,Dali ,可控硅调光, SmartMee 调光调色
- Applications 应用: Offices,schools,department stores,commercial applications.  
办公室、学校、百货商店、商业应用



型号 Model No.	功率 Wattage(W)	电压 Voltage	光通量 Luminous Flux(lm)	光束角 Beam Angle(°)	色温 Colour Temp	显指 CRI	防护等级 IP Rating	材质 Material
<b>FLP7014SS03</b>	24W	AC220-240V	1860LM	15° 30°	2700K	CRI>90	IP20	压铸铝



型号 Model No.	功率 Wattage(W)	电压 Voltage	光通量 Luminous Flux(lm)	光束角 Beam Angle(°)	色温 Colour Temp	显指 CRI	防护等级 IP Rating	材质 Material
<b>FLP7014SS04</b>	30W	AC220-240V	2300LM	15° 30°	2700K	CRI>90	IP20	压铸铝



<b>FLP7014SS03</b>	24W	AC220-240V	1900LM	15° 30°	3000K	CRI>90	IP20	压铸铝
--------------------	-----	------------	--------	------------	-------	--------	------	-----

<b>FLP7014SS04</b>	30W	AC220-240V	2345LM	15° 30°	3000K	CRI>90	IP20	压铸铝
--------------------	-----	------------	--------	------------	-------	--------	------	-----


<b>FLP7014SS03</b>	24W	AC220-240V	1920LM	15° 30°	4000K	CRI>90	IP20	压铸铝
--------------------	-----	------------	--------	------------	-------	--------	------	-----

<b>FLP7014SS04</b>	30W	AC220-240V	2400LM	15° 30°	4000K	CRI>90	IP20	压铸铝
--------------------	-----	------------	--------	------------	-------	--------	------	-----

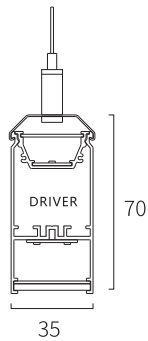
- Adjustable angle 调角: 0°
- Installation 安装方式: Pendant 吊装式
- Lighting Efficiency 利用率: >80%
- Optional Features 可选功能: 0-10v,Dali ,Triac Dimming,SmartMee Dimming & CCT Adjusting  
0-10v,Dali ,可控硅调光, SmartMee 调光调色
- Applications 应用: Offices,schools,department stores,commercial applications.  
办公室、学校、百货商店、商业应用



- Adjustable angle 调角: 0°
- Installation 安装方式: Pendant 吊装式
- Lighting Efficiency 利用率: >80%
- Optional Features 可选功能: 0-10v,Dali ,Triac Dimming,SmartMee Dimming & CCT Adjusting  
0-10v,Dali ,可控硅调光, SmartMee 调光调色
- Applications 应用: Offices,schools,department stores,commercial applications.  
办公室、学校、百货商店、商业应用

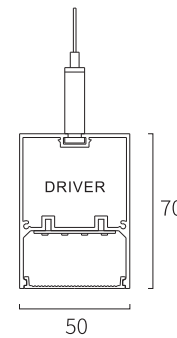


型号 Model No.	功率 Wattage(W)	电压 Voltage	光通量 Luminous Flux(lm)	光束角 Beam Angle(°)	色温 Colour Temp.	显指 CRI	防护等级 IP Rating	材质 Material
<b>FLP901</b>	20W	100-277V 200-240V	1800LM	120°	2700k-7000K	≥80	IP20	压铸铝
<b>FLP901</b>	40W	100-277V 200-240V	3600LM	120°	2700k-7000K	≥80	IP20	压铸铝
<b>FLP901</b>	60W	100-277V 200-240V	5400LM	120°	2700k-7000K	≥80	IP20	压铸铝
<b>FLP901</b>	80W	100-277V 200-240V	7200LM	120°	2700k-7000K	≥80	IP20	压铸铝



20W: L600\*W35\*H70mm  
 40W: L1196\*W35\*H70mm  
 60W: L1790\*W35\*H70mm  
 80W: L2386\*W35\*H70mm

型号 Model No.	功率 Wattage(W)	电压 Voltage	光通量 Luminous Flux(lm)	光束角 Beam Angle(°)	色温 Colour Temp.	显指 CRI	防护等级 IP Rating	材质 Material
<b>FLP902</b>	20W	100-277V 200-240V	1800LM	120°	2700k-7000K	≥80	IP20	压铸铝
<b>FLP902</b>	40W	100-277V 200-240V	3600LM	120°	2700k-7000K	≥80	IP20	压铸铝
<b>FLP902</b>	60W	100-277V 200-240V	5400LM	120°	2700k-7000K	≥80	IP20	压铸铝
<b>FLP902</b>	80W	100-277V 200-240V	7200LM	120°	2700k-7000K	≥80	IP20	压铸铝

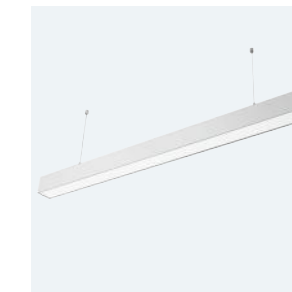


20W: L601\*W50\*H70mm  
 40W: L1196\*W50\*H70mm  
 60W: L1791\*W50\*H70mm  
 80W: L2388\*W50\*H70mm

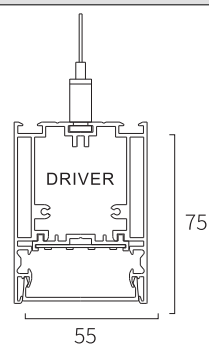
- Adjustable angle 调角: 0°
- Installation 安装方式: Pendant 吊装式
- Lighting Efficiency 利用率: >80%
- Optional Features 可选功能: 0-10v,Dali ,Triac Dimming,SmartMee Dimming & CCT Adjusting  
0-10v,Dali ,可控硅调光, SmartMee 调光调色
- Applications 应用: Offices,schools,department stores,commercial applications.  
办公室、学校、百货商店、商业应用



- Adjustable angle 调角: 0°
- Installation 安装方式: Pendant 吊装式
- Lighting Efficiency 利用率: >80%
- Optional Features 可选功能: 0-10v,Dali ,Triac Dimming,SmartMee Dimming & CCT Adjusting  
0-10v,Dali ,可控硅调光, SmartMee 调光调色
- Applications 应用: Offices,schools,department stores,commercial applications.  
办公室、学校、百货商店、商业应用

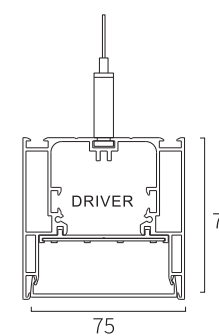


型号 Model No.	功率 Wattage(W)	电压 Voltage	光通量 Luminous Flux(lm)	光束角 Beam Angle(°)	色温 Colour Temp.	显指 CRI	防护等级 IP Rating	材质 Material
<b>FLP903</b>	20W	100-277V 200-240V	1800LM	120°	2700k-7000K	≥80	IP20	压铸铝
<b>FLP903</b>	40W	100-277V 200-240V	3600LM	120°	2700k-7000K	≥80	IP20	压铸铝
<b>FLP903</b>	60W	100-277V 200-240V	5400LM	120°	2700k-7000K	≥80	IP20	压铸铝
<b>FLP903</b>	80W	100-277V 200-240V	7200LM	120°	2700k-7000K	≥80	IP20	压铸铝




20W: L605\*W55\*H75mm  
40W: L1200\*W55\*H75mm  
60W: L1795\*W55\*H75mm  
80W: L2388\*W55\*H75mm

型号 Model No.	功率 Wattage(W)	电压 Voltage	光通量 Luminous Flux(lm)	光束角 Beam Angle(°)	色温 Colour Temp.	显指 CRI	防护等级 IP Rating	材质 Material
<b>FLP904</b>	20W	100-277V 200-240V	1800LM	120°	2700k-7000K	≥80	IP20	压铸铝
<b>FLP904</b>	40W	100-277V 200-240V	3600LM	120°	2700k-7000K	≥80	IP20	压铸铝
<b>FLP904</b>	60W	100-277V 200-240V	5400LM	120°	2700k-7000K	≥80	IP20	压铸铝
<b>FLP904</b>	80W	100-277V 200-240V	7200LM	120°	2700k-7000K	≥80	IP20	压铸铝



20W: L605\*W75\*H75mm  
40W: L1200\*W75\*H75mm  
60W: L1795\*W75\*H75mm  
80W: L2390\*W75\*H75mm

- Adjustable angle 调角: 0°
- Installation 安装方式: Pendant 吊装式
- Lighting Efficiency 利用率: >80%
- Optional Features 可选功能: 0-10v,Dali ,Triac Dimming,SmartMee Dimming & CCT Adjusting  
0-10v,Dali ,可控硅调光, SmartMee 调光调色
- Applications 应用: Offices,schools,department stores,commercial applications.  
办公室、学校、百货商店、商业应用



- Adjustable angle 调角: 0°
- Installation 安装方式: Recessed Mounting 嵌入式
- Lighting Efficiency 利用率: >80%
- Optional Features 可选功能: 0-10v,Dali ,Triac Dimming,SmartMee Dimming & CCT Adjusting  
0-10v,Dali ,可控硅调光, SmartMee 调光调色
- Applications 应用: Offices,schools,department stores,commercial applications.  
办公室、学校、百货商店、商业应用



型号 Model No.	功率 Wattage(W)	电压 Voltage	光通量 Luminous Flux(lm)	光束角 Beam Angle(°)	色温 Colour Temp.	显指 CRI	防护等级 IP Rating	材质 Material	
<p>20W:L605*W100*H64mm 40W: L1200*W100*H64mm 60W: L1795*W100*H64mm 80W: L2390*W100*H64mm</p>	<b>FLP905</b>	20W	100-277V 200-240V	1800LM	120°	2700k-7000K	≥80	IP20	压铸铝
	<b>FLP905</b>	40W	100-277V 200-240V	3600LM	120°	2700k-7000K	≥80	IP20	压铸铝
	<b>FLP905</b>	60W	100-277V 200-240V	5400LM	120°	2700k-7000K	≥80	IP20	压铸铝
	<b>FLP905</b>	80W	100-277V 200-240V	7200LM	120°	2700k-7000K	≥80	IP20	压铸铝

型号 Model No.	功率 Wattage(W)	电压 Voltage	光通量 Luminous Flux(lm)	光束角 Beam Angle(°)	色温 Colour Temp.	显指 CRI	防护等级 IP Rating	材质 Material	
<p>20W: L615*W50*H30mm Φ 606*70*55mm 40W: L1210*W50*H30mm Φ 1200*70*55mm 60W: L1806*W50*H30mm Φ 1796*70*55mm 80W: L2400*W50*H30mm Φ 2390*70*55mm</p>	<b>FLP920</b>	20W	100-277V 200-240V	1800LM	120°	2700k-7000K	≥80	IP20	压铸铝
	<b>FLP920</b>	40W	100-277V 200-240V	3600LM	120°	2700k-7000K	≥80	IP20	压铸铝
	<b>FLP920</b>	60W	100-277V 200-240V	5400LM	120°	2700k-7000K	≥80	IP20	压铸铝
	<b>FLP920</b>	80W	100-277V 200-240V	7200LM	120°	2700k-7000K	≥80	IP20	压铸铝

- Adjustable angle 调角: 0°
- Installation 安装方式: Recessed Mounting 嵌入式
- Lighting Efficiency 利用率: >80%
- Optional Features 可选功能: 0-10v,Dali ,Triac Dimming,SmartMee Dimming & CCT Adjusting  
0-10v,Dali ,可控硅调光, SmartMee 调光调色
- Applications 应用: Offices,schools,department stores,commercial applications.  
办公室、学校、百货商店、商业应用



- Adjustable angle 调角: 0°
- Installation 安装方式: Recessed Mounting 嵌入式
- Lighting Efficiency 利用率: >80%
- Optional Features 可选功能: 0-10v,Dali ,Triac Dimming,SmartMee Dimming & CCT Adjusting  
0-10v,Dali ,可控硅调光, SmartMee 调光调色
- Applications 应用: Offices,schools,department stores,commercial applications.  
办公室、学校、百货商店、商业应用



型号 Model No.	功率 Wattage(W)	电压 Voltage	光通量 Luminous Flux(lm)	光束角 Beam Angle(°)	色温 Colour Temp.	显指 CRI	防护等级 IP Rating	材质 Material	
 20W: L616*W70*H35mm Φ 605*60*60mm 40W: L1200*W70*H35mm Φ 1200*60*60mm 60W: L1806*W70*H35mm Φ 1800*60*60mm 80W: L2400*W70*H35mm Φ 2390*60*60mm	<b>FLP921</b>	20W	100-277V 200-240V	1800LM	120°	2700k-7000K	≥80	IP20	压铸铝
	<b>FLP921</b>	40W	100-277V 200-240V	3600LM	120°	2700k-7000K	≥80	IP20	压铸铝
	<b>FLP921</b>	60W	100-277V 200-240V	5400LM	120°	2700k-7000K	≥80	IP20	压铸铝
	<b>FLP921</b>	80W	100-277V 200-240V	7200LM	120°	2700k-7000K	≥80	IP20	压铸铝

型号 Model No.	功率 Wattage(W)	电压 Voltage	光通量 Luminous Flux(lm)	光束角 Beam Angle(°)	色温 Colour Temp.	显指 CRI	防护等级 IP Rating	材质 Material	
 20W: L616*W80*H30mm Φ 605*70*55mm 40W: L1200*W80*H30mm Φ 1195*70*55mm 60W: L1806*W80*H30mm Φ 1800*70*55mm 80W: L2400*W80*H30mm Φ 2390*70*55mm	<b>FLP922</b>	20W	100-277V 200-240V	1800LM	120°	2700k-7000K	≥80	IP20	压铸铝
	<b>FLP922</b>	40W	100-277V 200-240V	3600LM	120°	2700k-7000K	≥80	IP20	压铸铝
	<b>FLP922</b>	60W	100-277V 200-240V	5400LM	120°	2700k-7000K	≥80	IP20	压铸铝
	<b>FLP922</b>	80W	100-277V 200-240V	7200LM	120°	2700k-7000K	≥80	IP20	压铸铝

- Adjustable angle 调角: 0°
- Installation 安装方式: Recessed Mounting 嵌入式
- Lighting Efficiency 利用率: >80%
- Optional Features 可选功能: 0-10v,Dali ,Triac Dimming,SmartMee Dimming & CCT Adjusting  
0-10v,Dali ,可控硅调光, SmartMee 调光调色
- Applications 应用: Offices,schools,department stores,commercial applications.  
办公室、学校、百货商店、商业应用



- Adjustable angle 调角: 0°
- Installation 安装方式: Pendant 吊装式
- Lighting Efficiency 利用率: >80%
- Optional Features 可选功能: 0-10v,Dali ,Triac Dimming,SmartMee Dimming & CCT Adjusting  
0-10v,Dali ,可控硅调光, SmartMee 调光调色
- Applications 应用: Offices,schools,department stores,commercial applications.  
办公室、学校、百货商店、商业应用



型号 Model No.	功率 Wattage(W)	电压 Voltage	光通量 Luminous Flux(lm)	光束角 Beam Angle(°)	色温 Colour Temp.	显指 CRI	防护等级 IP Rating	材质 Material	
<p>20W: L616*W90*H35mm Φ 605*80*60mm</p> <p>40W: L1200*90*H35mm Φ 1195*80*60mm</p> <p>60W: L1806*W90*H35mm Φ 1800*80*60mm</p> <p>80W: L2400*W90*H35mm Φ 2390*80*60mm</p>	<b>FLP923</b>	20W	100-277V 200-240V	1800LM	120°	2700k-7000K	≥80	IP20	压铸铝
	<b>FLP923</b>	40W	100-277V 200-240V	3600LM	120°	2700k-7000K	≥80	IP20	压铸铝
	<b>FLP923</b>	60W	100-277V 200-240V	5400LM	120°	2700k-7000K	≥80	IP20	压铸铝
	<b>FLP923</b>	80W	100-277V 200-240V	7200LM	120°	2700k-7000K	≥80	IP20	压铸铝

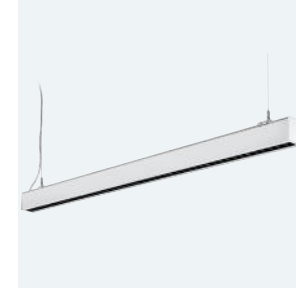
型号 Model No.	功率 Wattage(W)	电压 Voltage	光通量 Luminous Flux(lm)	光束角 Beam Angle(°)	色温 Colour Temp.	显指 CRI	防护等级 IP Rating	材质 Material	
<p>20W: L600*W22*H85mm</p> <p>40W: L1176*W22*H85mm</p> <p>60W: L1750*W22*H85mm</p> <p>80W: L2326*W22*H85mm</p>	<b>FLP924</b>	20W	100-277V 200-240V	1800LM	120°	2700k-7000K	≥80	IP20	压铸铝
	<b>FLP924</b>	40W	100-277V 200-240V	3600LM	120°	2700k-7000K	≥80	IP20	压铸铝
	<b>FLP924</b>	60W	100-277V 200-240V	5400LM	120°	2700k-7000K	≥80	IP20	压铸铝
	<b>FLP924</b>	80W	100-277V 200-240V	7200LM	120°	2700k-7000K	≥80	IP20	压铸铝



- Adjustable angle 调角: 0°
- Installation 安装方式: Pendant 吊装式
- Lighting Efficiency 利用率: >80%
- Optional Features 可选功能: 0-10v,Dali ,Triac Dimming,SmartMee Dimming & CCT Adjusting  
0-10v,Dali ,可控硅调光, SmartMee 调光调色
- Applications 应用: Offices,schools,department stores,commercial applications.  
办公室、学校、百货商店、商业应用



- Adjustable angle 调角: 0°
- Installation 安装方式: Pendant 吊装式
- Lighting Efficiency 利用率: >80%
- Optional Features 可选功能: 0-10v,Dali ,Triac Dimming,SmartMee Dimming & CCT Adjusting  
0-10v,Dali ,可控硅调光, SmartMee 调光调色
- Applications 应用: Offices,schools,department stores,commercial applications.  
办公室、学校、百货商店、商业应用



型号 Model No.	功率 Wattage(W)	电压 Voltage	光通量 Luminous Flux(lm)	光束角 Beam Angle(°)	色温 Colour Temp.	显指 CRI	防护等级 IP Rating	材质 Material
	<b>FLP925</b>	20W	100-277V 200-240V	2000LM	120° 12° 34° 48°	2700k-7000K	≥80	IP20 压铸铝
	<b>FLP925</b>	40W	100-277V 200-240V	4000LM	120° 12° 34° 48°	2700k-7000K	≥80	IP20 压铸铝
	<b>FLP925</b>	60W	100-277V 200-240V	6000LM	120° 12° 34° 48°	2700k-7000K	≥80	IP20 压铸铝
	<b>FLP925</b>	80W	100-277V 200-240V	8000LM	120° 12° 34° 48°	2700k-7000K	≥80	IP20 压铸铝

20W: L652\*W35\*H70mm  
40W: L1288\*W35\*H70mm  
60W: L1924\*W35\*H70mm  
80W: L2560\*W35\*H70mm

型号 Model No.	功率 Wattage(W)	电压 Voltage	光通量 Luminous Flux(lm)	光束角 Beam Angle(°)	色温 Colour Temp.	显指 CRI	防护等级 IP Rating	材质 Material
	<b>FLP926</b>	20W	100-277V 200-240V	1800LM	12° 34° 48°	2700k-7000K	≥80	IP20 压铸铝
	<b>FLP926</b>	40W	100-277V 200-240V	3600LM	12° 34° 48°	2700k-7000K	≥80	IP20 压铸铝
	<b>FLP926</b>	60W	100-277V 200-240V	5400LM	12° 34° 48°	2700k-7000K	≥80	IP20 压铸铝
	<b>FLP926</b>	80W	100-277V 200-240V	7200LM	12° 34° 48°	2700k-7000K	≥80	IP20 压铸铝

20W: L650\*W50\*H75mm  
40W: L1288\*W50\*H75mm  
60W: L1924\*W50\*H75mm  
80W: L2560\*W50\*H75mm

- Adjustable angle 调角: 0°
- Installation 安装方式: Recessed Mounting 嵌入式
- Lighting Efficiency 利用率: >80%
- Optional Features 可选功能: 0-10v,Dali ,Triac Dimming,SmartMee Dimming & CCT Adjusting  
0-10v,Dali ,可控硅调光, SmartMee 调光调色
- Applications 应用: Offices,schools,department stores,commercial applications.  
办公室、学校、百货商店、商业应用



- Adjustable angle 调角: 0°
- Installation 安装方式: Recessed Mounting 嵌入式
- Lighting Efficiency 利用率: >80%
- Optional Features 可选功能: 0-10v,Dali ,Triac Dimming,SmartMee Dimming & CCT Adjusting  
0-10v,Dali ,可控硅调光, SmartMee 调光调色
- Applications 应用: Offices,schools,department stores,commercial applications.  
办公室、学校、百货商店、商业应用



型号 Model No.	功率 Wattage(W)	电压 Voltage	光通量 Luminous Flux(lm)	光束角 Beam Angle(°)	色温 Colour Temp.	显指 CRI	防护等级 IP Rating	材质 Material
 20W: L656*W50*H30mm Φ 646*70*55mm 40W: L1292*W50*H30mm Φ 1282*70*55mm 60W: L1928*W50*H30mm Φ 1918*70*55mm 80W: L2563*W50*H30mm Φ 2553*70*55mm	<b>FLP927</b>	20W	100-277V 200-240V	2000LM	12° 34° 48°	2700k-7000K ≥80	IP20	压铸铝
	<b>FLP927</b>	40W	100-277V 200-240V	4000LM	12° 34° 48°	2700k-7000K ≥80	IP20	压铸铝
	<b>FLP927</b>	60W	100-277V 200-240V	6000LM	12° 34° 48°	2700k-7000K ≥80	IP20	压铸铝
	<b>FLP927</b>	80W	100-277V 200-240V	8000LM	12° 34° 48°	2700k-7000K ≥80	IP20	压铸铝

型号 Model No.	功率 Wattage(W)	电压 Voltage	光通量 Luminous Flux(lm)	光束角 Beam Angle(°)	色温 Colour Temp.	显指 CRI	防护等级 IP Rating	材质 Material
 20W: L650*W80*H30mm Φ 645*70*55mm 40W: L1288*W80*H30mm Φ 1283*70*55mm 60W: L1924*W80*H30mm Φ 1920*70*55mm 80W: L2560*W80*H30mm Φ 2550*70*55mm	<b>FLP928</b>	20W	100-277V 200-240V	2200LM	25° 30° 60°	2700k-7000K ≥80	IP20	压铸铝
	<b>FLP928</b>	40W	100-277V 200-240V	4400LM	25° 30° 60°	2700k-7000K ≥80	IP20	压铸铝
	<b>FLP928</b>	60W	100-277V 200-240V	6600LM	25° 30° 60°	2700k-7000K ≥80	IP20	压铸铝
	<b>FLP928</b>	80W	100-277V 200-240V	8800LM	25° 30° 60°	2700k-7000K ≥80	IP20	压铸铝

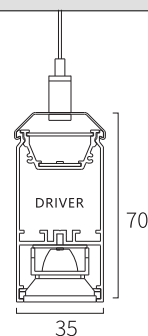
- Adjustable angle 调角: 0°
- Installation 安装方式: Pendant 吊装式
- Lighting Efficiency 利用率: >80%
- Optional Features 可选功能: 0-10v,Dali ,Triac Dimming,SmartMee Dimming & CCT Adjusting  
0-10v,Dali ,可控硅调光, SmartMee 调光调色
- Applications 应用: Offices,schools,department stores,commercial applications.  
办公室、学校、百货商店、商业应用



- Adjustable angle 调角: 0°
- Installation 安装方式: Pendant 吊装式
- Lighting Efficiency 利用率: >80%
- Optional Features 可选功能: 0-10v,Dali ,Triac Dimming,SmartMee Dimming & CCT Adjusting  
0-10v,Dali ,可控硅调光, SmartMee 调光调色
- Applications 应用: Offices,schools,department stores,commercial applications.  
办公室、学校、百货商店、商业应用

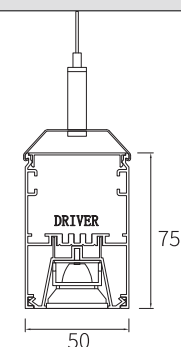


型号 Model No.	功率 Wattage(W)	电压 Voltage	光通量 Luminous Flux(lm)	光束角 Beam Angle(°)	色温 Colour Temp.	显指 CRI	防护等级 IP Rating	材质 Material
<b>FLP7011SS</b>	20W	100-277V 200-240V	1800LM	120° 120°+12°,34°,48°	2700k-7000K	≥80	IP20	压铸铝
<b>FLP7011SS</b>	40W	100-277V 200-240V	3600LM	120° 120°+12°,34°,48°	2700k-7000K	≥80	IP20	压铸铝
<b>FLP7011SS</b>	60W	100-277V 200-240V	5400LM	120° 120°+12°,34°,48°	2700k-7000K	≥80	IP20	压铸铝
<b>FLP7011SS</b>	80W	100-277V 200-240V	7200LM	120° 120°+12°,34°,48°	2700k-7000K	≥80	IP20	压铸铝



20W: L630\*W35\*H70mm  
40W: L1200\*W35\*H70mm  
60W: L1836\*W35\*H70mm  
80W: L2384\*W35\*H70mm

型号 Model No.	功率 Wattage(W)	电压 Voltage	光通量 Luminous Flux(lm)	光束角 Beam Angle(°)	色温 Colour Temp.	显指 CRI	防护等级 IP Rating	材质 Material
<b>FLP7012SS</b>	20W	100-277V 200-240V	1800LM	120° 120°+12°,34°,48°	2700k-7000K	≥80	IP20	压铸铝
<b>FLP7012SS</b>	40W	100-277V 200-240V	3600LM	120° 120°+12°,34°,48°	2700k-7000K	≥80	IP20	压铸铝
<b>FLP7012SS</b>	60W	100-277V 200-240V	5400LM	120° 120°+12°,34°,48°	2700k-7000K	≥80	IP20	压铸铝
<b>FLP7012SS</b>	80W	100-277V 200-240V	7200LM	120° 120°+12°,34°,48°	2700k-7000K	≥80	IP20	压铸铝

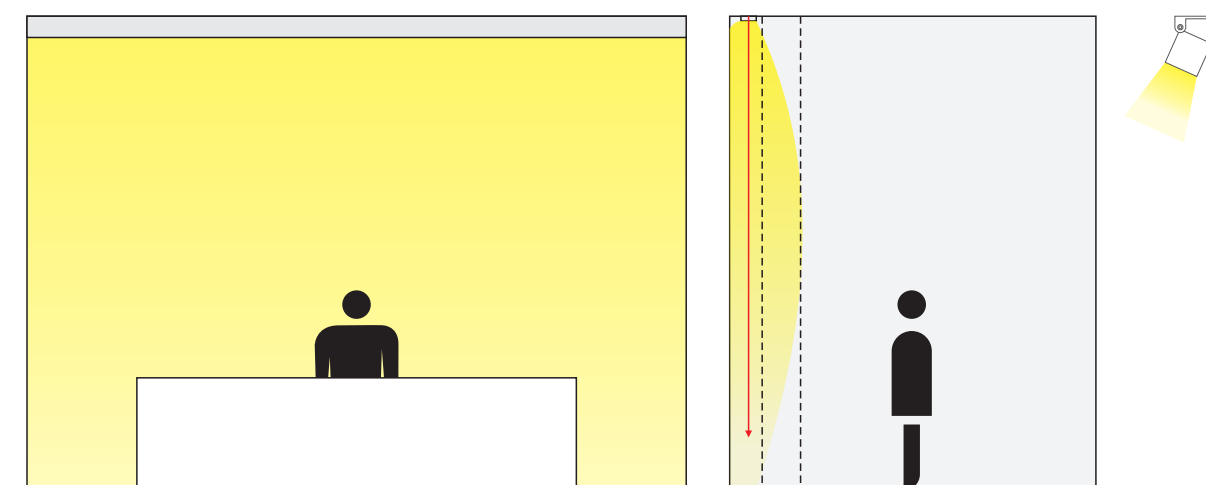



20W: L628\*W50\*H75mm  
40W: L1247\*W50\*H75mm  
60W: L1883\*W50\*H75mm  
80W: L2478\*W50\*H75mm

- Adjustable angle 调角: 0°
- Installation 安装方式: Surface-mounted 表面安装式
- Lighting Efficiency 利用率: >80%
- Optional Features 可选功能: 0-10v, Dali, Triac Dimming, SmartMee Dimming & CCT Adjusting  
0-10v, Dali, 可控硅调光, SmartMee 调光调色
- Applications 应用: Offices, schools, department stores, commercial applications.  
办公室、学校、百货商店、商业应用

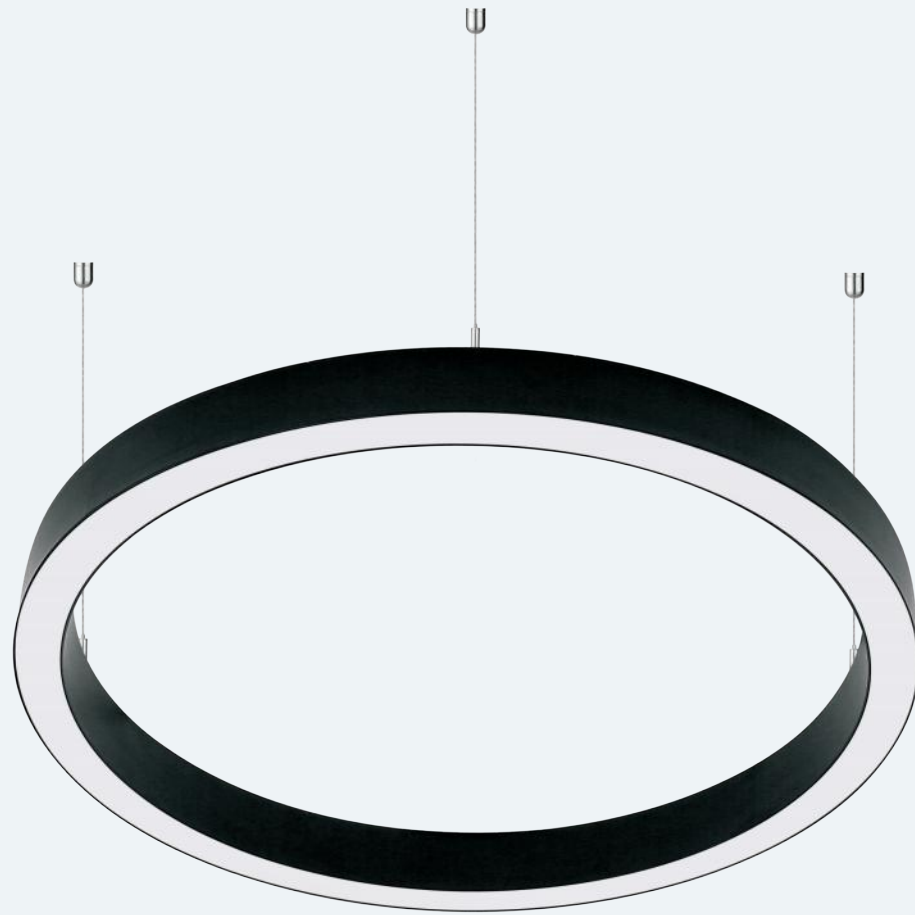


型号 Model No.	功率 Wattage(W)	电压 Voltage	光通量 Luminous Flux(lm)	光束角 Beam Angle(°)	色温 Colour Temp.	显指 CRI	防护等级 IP Rating	材质 Material
<p>30W: L579*W64*H40mm 60W: L1151*W64*H40mm 120W: L2296*W64*H40mm</p>	<b>FLP7013</b>	30W	100-277V 200-240V	3000LM	偏光25° 发光50° 60° 90°	2700k-7000K	≥80	IP20 压铸铝
	<b>FLP7013</b>	60W	100-277V 200-240V	6000LM	偏光25° 发光50° 60° 90°	2700k-7000K	≥80	IP20 压铸铝
	<b>FLP7013</b>	120W	100-277V 200-240V	12000LM	偏光25° 发光50° 60° 90°	2700k-7000K	≥80	IP20 压铸铝



灯具中心距离墙面0.15-0.3米, 可擦亮高度6-8米的墙面。

The center of the lamp is 0.15-0.3m away from the wall, and the wall with height of 6-8m can be polished.




# APRIL PENDANT LINEAR SERIES

APRIL 线性灯系列

硅胶软基罩, 直线、弧形拼接无缝。

Silicone flexible cover, straight, arc-shaped stitching without seams.



- Adjustable angle 调角: 0°
- Installation 安装方式: Recessed Mounting 嵌入式
- Lighting Efficiency 利用率: >80%
- Optional Features 可选功能: 0-10v,Dali ,Triac Dimming,SmartMee Dimming & CCT Adjusting  
0-10v,Dali ,可控硅调光, SmartMee 调光调色
- Applications 应用: Offices,schools,department stores,commercial applications.  
办公室、学校、百货商店、商业应用



- Adjustable angle 调角: 0°
- Installation 安装方式: Recessed Mounting 嵌入式
- Lighting Efficiency 利用率: >80%
- Optional Features 可选功能: 0-10v,Dali ,Triac Dimming,SmartMee Dimming & CCT Adjusting  
0-10v,Dali ,可控硅调光, SmartMee 调光调色
- Applications 应用: Offices,schools,department stores,commercial applications.  
办公室、学校、百货商店、商业应用




型号 Model No.	功率 Wattage(W)	电压 Voltage	光通量 Luminous Flux(lm)	光束角 Beam Angle(°)	色温 Colour Temp.	显指 CRI	防护等级 IP Rating	材质 Material
	<b>FLP7043</b>	20W	220-240V	1534LM	15° 24° 36°	2700K	>90	IP20 压铸铝
	<b>FLP7043</b>	20W	220-240V	1653LM	15° 24° 36°	3000K	>90	IP20 压铸铝
	<b>FLP7043</b>	20W	220-240V	1775LM	15° 24° 36°	4000K	>90	IP20 压铸铝
	<b>FLP7043</b>	20W	220-240V	1800LM	15° 24° 36°	5500K	>90	IP20 压铸铝

型号 Model No.	功率 Wattage(W)	电压 Voltage	光通量 Luminous Flux(lm)	光束角 Beam Angle(°)	色温 Colour Temp.	显指 CRI	防护等级 IP Rating	材质 Material
	<b>FLP7044</b>	40W	220-240V	3334LM	15° 24° 36°	2700K	>90	IP20 压铸铝
	<b>FLP7044</b>	40W	220-240V	3453LM	15° 24° 36°	3000K	>90	IP20 压铸铝
	<b>FLP7044</b>	40W	220-240V	3575LM	15° 24° 36°	4000K	>90	IP20 压铸铝
	<b>FLP7044</b>	40W	220-240V	3600LM	15° 24° 36°	5500K	>90	IP20 压铸铝

- Adjustable angle 调角: 0°
- Installation 安装方式: Recessed Mounting 嵌入式
- Lighting Efficiency 利用率: >80%
- Optional Features 可选功能: 0-10v,Dali ,Triac Dimming,SmartMee Dimming & CCT Adjusting  
0-10v,Dali ,可控硅调光, SmartMee 调光调色
- Applications 应用: Offices,schools,department stores,commercial applications.  
办公室、学校、百货商店、商业应用




- Adjustable angle 调角: 0°
- Installation 安装方式: Pendant 吊装式
- Lighting Efficiency 利用率: >80%
- Optional Features 可选功能: 0-10v,Dali ,Triac Dimming,SmartMee Dimming & CCT Adjusting  
0-10v,Dali ,可控硅调光, SmartMee 调光调色
- Applications 应用: Offices,schools,department stores,commercial applications.  
办公室、学校、百货商店、商业应用




型号 Model No.	功率 Wattage(W)	电压 Voltage	光通量 Luminous Flux(lm)	光束角 Beam Angle(°)	色温 Colour Temp.	显指 CRI	防护等级 IP Rating	材质 Material
	<b>FLP7045</b>	60W	220-240V	5534LM	15° 24° 36°	2700K	>90	IP20 压铸铝
	<b>FLP7045</b>	60W	220-240V	5253LM	15° 24° 36°	3000K	>90	IP20 压铸铝
	<b>FLP7045</b>	60W	220-240V	5375LM	15° 24° 36°	4000K	>90	IP20 压铸铝
	<b>FLP7045</b>	60W	220-240V	5400LM	15° 24° 36°	5500K	>90	IP20 压铸铝

型号 Model No.	功率 Wattage(W)	电压 Voltage	光通量 Luminous Flux(lm)	光束角 Beam Angle(°)	色温 Colour Temp.	显指 CRI	防护等级 IP Rating	材质 Material
	<b>FLP704601</b>	60W	100-277V 220-240V	5400LM	120°	2700-7000K	≥80	IP20 压铸铝
	<b>FLP704602</b>	120W	100-277V 220-240V	10800LM	120°	2700-7000K	≥80	IP20 压铸铝
	<b>FLP704603</b>	180W	100-277V 220-240V	16200LM	120°	2700-7000K	≥80	IP20 压铸铝

- Adjustable angle 调角: 0°
- Installation 安装方式: Pendant 吊装式
- Lighting Efficiency 利用率: >80%
- Optional Features 可选功能: 0-10v,Dali ,Triac Dimming,SmartMee Dimming & CCT Adjusting  
0-10v,Dali ,可控硅调光, SmartMee 调光调色
- Applications 应用: Offices,schools,department stores,commercial applications.  
办公室、学校、百货商店、商业应用




- Adjustable angle 调角: 0°
- Installation 安装方式: Pendant 吊装式
- Lighting Efficiency 利用率: >80%
- Optional Features 可选功能: 0-10v,Dali ,Triac Dimming,SmartMee Dimming & CCT Adjusting  
0-10v,Dali ,可控硅调光, SmartMee 调光调色
- Applications 应用: Offices,schools,department stores,commercial applications.  
办公室、学校、百货商店、商业应用



型号 Model No.	功率 Wattage(W)	电压 Voltage	光通量 Luminous Flux(lm)	光束角 Beam Angle(°)	色温 Colour Temp.	显指 CRI	防护等级 IP Rating	材质 Material
 <p>60W: Ø1000*W55*H85mm 120W: Ø2000*W55*H85mm 180W: Ø3000*W55*H85mm</p>	<b>FLP704701</b>	60W	100-277V 220-240V	5400LM	15° 24° 38° 50°	2700-7000K	≥80	IP20 压铸铝
	<b>FLP704702</b>	120W	100-277V 220-240V	10800LM	15° 24° 38° 50°	2700-7000K	≥80	IP20 压铸铝
	<b>FLP704703</b>	180W	100-277V 220-240V	16200LM	15° 24° 38° 50°	2700-7000K	≥80	IP20 压铸铝

型号 Model No.	功率 Wattage(W)	电压 Voltage	光通量 Luminous Flux(lm)	光束角 Beam Angle(°)	色温 Colour Temp.	显指 CRI	防护等级 IP Rating	材质 Material
 <p>60W: Ø1000*W55*H85mm 120W: Ø2000*W55*H85mm 180W: Ø3000*W55*H85mm</p>	<b>FLP704801</b>	60W	100-277V 220-240V	5400LM	15° 24° 38° 50°+120°	2700-7000K	≥80	IP20 压铸铝
	<b>FLP704802</b>	120W	100-277V 220-240V	10800LM	15° 24° 38° 50°+120°	2700-7000K	≥80	IP20 压铸铝
	<b>FLP704803</b>	180W	100-277V 220-240V	16200LM	15° 24° 38° 50°+120°	2700-7000K	≥80	IP20 压铸铝





# PEGGY SERIES

## PEGGY 迷你格栅射灯系列

LED迷你格栅射灯, 灯具小型化更好应用于设计空间, 以对光学为设计理念, 从光应用的角度, 揉合现代LED照明的基本元素, 全新演绎商业环境的赢利之光, 为您带来高质量的生活与工作空间。

适用于各类型公共场所、商场、汽车展厅、品牌专卖店、连锁店、百货公司、博物馆办公大楼等重点、局部照明场所。

LED mini grille spotlights, the miniaturisation of lamps is better used in the design space, based on the design concept of optics, from the perspective of light application, blends the basic elements of modern LED lighting, a new interpretation of the profitable light of the business environment, bring you highquality living and working space.

It is suitable for various types of public spaces, shopping malls, showrooms, chain stores, museums, office buildings and other important and local lighting spaces.



- Adjustable angle 调角: 0°
- Installation 安装方式: Recessed Mounting 嵌入式
- Lighting Efficiency 利用率: >80%
- Optional Features 可选功能: 0-10v,Dali ,Triac Dimming,SmartMee Dimming & CCT Adjusting  
0-10v,Dali ,可控硅调光, SmartMee 调光调色
- Applications 应用: shopping malls, automotive showrooms, brand stores, chain stores, department stores, museums  
商场、汽车展厅、品牌专卖店、连锁店、百货公司、博物馆



- Adjustable angle 调角: 0°
- Installation 安装方式: Recessed Mounting 嵌入式
- Lighting Efficiency 利用率: >80%
- Optional Features 可选功能: 0-10v,Dali ,Triac Dimming,SmartMee Dimming & CCT Adjusting  
0-10v,Dali ,可控硅调光, SmartMee 调光调色
- Applications 应用: shopping malls, automotive showrooms, brand stores, chain stores, department stores, museums  
商场、汽车展厅、品牌专卖店、连锁店、百货公司、博物馆




型号 Model No.	功率 Wattage(W)	电压 Voltage	光通量 Luminous Flux(lm)	光束角 Beam Angle(°)	色温 Colour Temp.	显指 CRI	防护等级 IP Rating	材质 Material	
	<b>F10603</b>	6W	220-240V	396LM	24° 50°	2700K	>90	IP20	压铸铝
	<b>F10603</b>	6W	220-240V	400LM	24° 50°	3000K	>90	IP20	压铸铝
	<b>F10603</b>	6W	220-240V	419LM	24° 50°	4000K	>90	IP20	压铸铝
	<b>F10603</b>	6W	220-240V	448LM	24° 50°	5500K	>90	IP20	压铸铝

型号 Model No.	功率 Wattage(W)	电压 Voltage	光通量 Luminous Flux(lm)	光束角 Beam Angle(°)	色温 Colour Temp.	显指 CRI	防护等级 IP Rating	材质 Material	
	<b>F10703</b>	6W	220-240V	396LM	24° 50°	2700K	>90	IP20	压铸铝
	<b>F10703</b>	6W	220-240V	400LM	24° 50°	3000K	>90	IP20	压铸铝
	<b>F10703</b>	6W	220-240V	419LM	24° 50°	4000K	>90	IP20	压铸铝
	<b>F10703</b>	6W	220-240V	448LM	24° 50°	5500K	>90	IP20	压铸铝

- Adjustable angle 调角: 0°
- Installation 安装方式: Recessed Mounting 嵌入式
- Lighting Efficiency 利用率: >80%
- Optional Features 可选功能: 0-10v,Dali ,Triac Dimming,SmartMee Dimming & CCT Adjusting  
0-10v,Dali ,可控硅调光, SmartMee 调光调色
- Applications 应用: shopping malls, automotive showrooms, brand stores, chain stores, department stores, museums  
商场、汽车展厅、品牌专卖店、连锁店、百货公司、博物馆




- Adjustable angle 调角: 0°
- Installation 安装方式: Recessed Mounting 嵌入式
- Lighting Efficiency 利用率: >80%
- Optional Features 可选功能: 0-10v,Dali ,Triac Dimming,SmartMee Dimming & CCT Adjusting  
0-10v,Dali ,可控硅调光, SmartMee 调光调色
- Applications 应用: shopping malls, automotive showrooms, brand stores, chain stores, department stores, museums  
商场、汽车展厅、品牌专卖店、连锁店、百货公司、博物馆



型号 Model No.	功率 Wattage(W)	电压 Voltage	光通量 Luminous Flux(lm)	光束角 Beam Angle(°)	色温 Colour Temp.	显指 CRI	防护等级 IP Rating	材质 Material
<b>F10606</b>	12W	220-240V	634LM	24° 50°	2700K	>90	IP20	压铸铝
	12W	220-240V	653LM	24° 50°	3000K	>90	IP20	压铸铝
	12W	220-240V	675LM	24° 50°	4000K	>90	IP20	压铸铝
	12W	220-240V	694LM	24° 50°	5500K	>90	IP20	压铸铝

型号 Model No.	功率 Wattage(W)	电压 Voltage	光通量 Luminous Flux(lm)	光束角 Beam Angle(°)	色温 Colour Temp.	显指 CRI	防护等级 IP Rating	材质 Material
<b>F10706</b>	12W	220-240V	634LM	24° 50°	2700K	>90	IP20	压铸铝
	12W	220-240V	653LM	24° 50°	3000K	>90	IP20	压铸铝
	12W	220-240V	675LM	24° 50°	4000K	>90	IP20	压铸铝
	12W	220-240V	694LM	24° 50°	5500K	>90	IP20	压铸铝

- Adjustable angle 调角: 0°
- Installation 安装方式: Recessed Mounting 嵌入式
- Lighting Efficiency 利用率: >80%
- Optional Features 可选功能: 0-10v,Dali ,Triac Dimming,SmartMee Dimming & CCT Adjusting  
0-10v,Dali ,可控硅调光, SmartMee 调光调色
- Applications 应用: shopping malls, automotive showrooms, brand stores, chain stores, department stores, museums  
商场、汽车展厅、品牌专卖店、连锁店、百货公司、博物馆



- Adjustable angle 调角: 0°
- Installation 安装方式: Recessed Mounting 嵌入式
- Lighting Efficiency 利用率: >80%
- Optional Features 可选功能: 0-10v,Dali ,Triac Dimming,SmartMee Dimming & CCT Adjusting  
0-10v,Dali ,可控硅调光, SmartMee 调光调色
- Applications 应用: shopping malls, automotive showrooms, brand stores, chain stores, department stores, museums  
商场、汽车展厅、品牌专卖店、连锁店、百货公司、博物馆



型号 Model No.	功率 Wattage(W)	电压 Voltage	光通量 Luminous Flux(lm)	光束角 Beam Angle(°)	色温 Colour Temp.	显指 CRI	防护等级 IP Rating	材质 Material	
	F10612	18W	220-240V	1065LM	24° 50°	2700K	>90	IP20	压铸铝
	F10612	18W	220-240V	1114LM	24° 50°	3000K	>90	IP20	压铸铝
	F10612	18W	220-240V	1164LM	24° 50°	4000K	>90	IP20	压铸铝
	F10612	18W	220-240V	1218LM	24° 50°	5500K	>90	IP20	压铸铝

型号 Model No.	功率 Wattage(W)	电压 Voltage	光通量 Luminous Flux(lm)	光束角 Beam Angle(°)	色温 Colour Temp.	显指 CRI	防护等级 IP Rating	材质 Material	
	F10712	18W	220-240V	1065LM	24° 50°	2700K	>90	IP20	压铸铝
	F10712	18W	220-240V	1114LM	24° 50°	3000K	>90	IP20	压铸铝
	F10712	18W	220-240V	1164LM	24° 50°	4000K	>90	IP20	压铸铝
	F10712	18W	220-240V	1218LM	24° 50°	5500K	>90	IP20	压铸铝

- Adjustable angle 调角: 0°
- Installation 安装方式: Recessed Mounting 嵌入式
- Lighting Efficiency 利用率: >80%
- Optional Features 可选功能: 0-10v,Dali ,Triac Dimming, SmartMee Dimming & CCT Adjusting  
0-10v,Dali ,可控硅调光, SmartMee 调光调色
- Applications 应用: shopping malls, automotive showrooms, brand stores, chain stores, department stores, museums  
商场、汽车展厅、品牌专卖店、连锁店、百货公司、博物馆



- Adjustable angle 调角: 0°
- Installation 安装方式: Recessed Mounting 嵌入式
- Lighting Efficiency 利用率: >80%
- Optional Features 可选功能: 0-10v,Dali ,Triac Dimming, SmartMee Dimming & CCT Adjusting  
0-10v,Dali ,可控硅调光, SmartMee 调光调色
- Applications 应用: shopping malls, automotive showrooms, brand stores, chain stores, department stores, museums  
商场、汽车展厅、品牌专卖店、连锁店、百货公司、博物馆



型号 Model No.	功率 Wattage(W)	电压 Voltage	光通量 Luminous Flux(lm)	光束角 Beam Angle(°)	色温 Colour Temp.	显指 CRI	防护等级 IP Rating	材质 Material	
	<b>F10803</b>	6W	220-240V	396LM	24° 50°	2700K	>90	IP20	压铸铝
	<b>F10803</b>	6W	220-240V	400LM	24° 50°	3000K	>90	IP20	压铸铝
	<b>F10803</b>	6W	220-240V	419LM	24° 50°	4000K	>90	IP20	压铸铝
	<b>F10803</b>	6W	220-240V	448LM	24° 50°	5500K	>90	IP20	压铸铝

型号 Model No.	功率 Wattage(W)	电压 Voltage	光通量 Luminous Flux(lm)	光束角 Beam Angle(°)	色温 Colour Temp.	显指 CRI	防护等级 IP Rating	材质 Material	
	<b>F10806</b>	12W	220-240V	634LM	24° 50°	2700K	>90	IP20	压铸铝
	<b>F10806</b>	12W	220-240V	653LM	24° 50°	3000K	>90	IP20	压铸铝
	<b>F10806</b>	12W	220-240V	675LM	24° 50°	4000K	>90	IP20	压铸铝
	<b>F10806</b>	12W	220-240V	694LM	24° 50°	5500K	>90	IP20	压铸铝


- Adjustable angle 调角: 0°
- Installation 安装方式: Recessed Mounting 嵌入式
- Lighting Efficiency 利用率: >80%
- Optional Features 可选功能: 0-10v,Dali ,Triac Dimming, SmartMee Dimming & CCT Adjusting  
0-10v,Dali ,可控硅调光, SmartMee 调光调色
- Applications 应用: shopping malls, automotive showrooms, brand stores, chain stores, department stores, museums  
商场、汽车展厅、品牌专卖店、连锁店、百货公司、博物馆

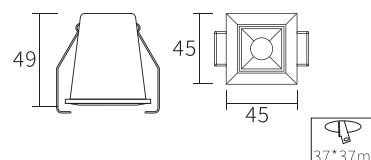


型号 Model No.	功率 Wattage(W)	电压 Voltage	光通量 Luminous Flux(lm)	光束角 Beam Angle(°)	色温 Colour Temp.	显指 CRI	防护等级 IP Rating	材质 Material
	18W	220-240V	1065LM	24° 50°	2700K	>90	IP20	压铸铝
	18W	220-240V	1114LM	24° 50°	3000K	>90	IP20	压铸铝
	18W	220-240V	1164LM	24° 50°	4000K	>90	IP20	压铸铝
	18W	220-240V	1218LM	24° 50°	5500K	>90	IP20	压铸铝



- Adjustable angle 调角: 0°
- Installation 安装方式: Recessed Mounting 嵌入式
- Lighting Efficiency 利用率: >80%
- Optional Features 可选功能: 0-10v,Dali ,Triac Dimming,SmartMee Dimming & CCT Adjusting  
0-10v,Dali ,可控硅调光, SmartMee 调光调色
- Applications 应用: shopping malls, automotive showrooms, brand stores, chain stores, department stores,museums  
商场、汽车展厅、品牌专卖店、连锁店、百货公司、博物馆



型号 Model No.	功率 Wattage(W)	电压 Voltage	光通量 Luminous Flux(lm)	光束角 Beam Angle(°)	色温 Colour Temp.	显指 CRI	防护等级 IP Rating	材质 Material
 <b>F10101</b>	2W	220-240V	150LM	15° 30° 45°	2700k 3000K 4000K	>90	IP20	压铸铝

- Adjustable angle 调角: 0°
- Installation 安装方式: Recessed Mounting 嵌入式
- Lighting Efficiency 利用率: >80%
- Optional Features 可选功能: 0-10v,Dali ,Triac Dimming,SmartMee Dimming & CCT Adjusting  
0-10v,Dali ,可控硅调光, SmartMee 调光调色
- Applications 应用: shopping malls, automotive showrooms, brand stores, chain stores, department stores,museums  
商场、汽车展厅、品牌专卖店、连锁店、百货公司、博物馆



型号 Model No.	功率 Wattage(W)	电压 Voltage	光通量 Luminous Flux(lm)	光束角 Beam Angle(°)	色温 Colour Temp.	显指 CRI	防护等级 IP Rating	材质 Material
 <b>F10102</b>	2*2W	220-240V	300LM	15° 30° 45°	2700k 3000K 4000K	>90	IP20	压铸铝

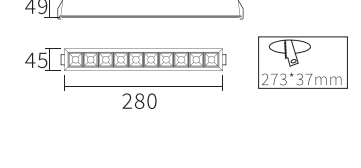
- Adjustable angle 调角: 0°
- Installation 安装方式: Recessed Mounting 嵌入式
- Lighting Efficiency 利用率: >80%
- Optional Features 可选功能: 0-10v,Dali ,Triac Dimming,SmartMee Dimming & CCT Adjusting  
0-10v,Dali ,可控硅调光, SmartMee 调光调色
- Applications 应用: shopping malls, automotive showrooms, brand stores, chain stores, department stores,museums  
商场、汽车展厅、品牌专卖店、连锁店、百货公司、博物馆



型号 Model No.	功率 Wattage(W)	电压 Voltage	光通量 Luminous Flux(lm)	光束角 Beam Angle(°)	色温 Colour Temp.	显指 CRI	防护等级 IP Rating	材质 Material
 <b>F10105</b>	5*2W	220-240V	750ML	15° 30° 45°	2700k 3000K 4000K	>90	IP20	压铸铝

- Adjustable angle 调角: 0°
- Installation 安装方式: Recessed Mounting 嵌入式
- Lighting Efficiency 利用率: >80%
- Optional Features 可选功能: 0-10v,Dali ,Triac Dimming,SmartMee Dimming & CCT Adjusting  
0-10v,Dali ,可控硅调光, SmartMee 调光调色
- Applications 应用: shopping malls, automotive showrooms, brand stores, chain stores, department stores,museums  
商场、汽车展厅、品牌专卖店、连锁店、百货公司、博物馆



型号 Model No.	功率 Wattage(W)	电压 Voltage	光通量 Luminous Flux(lm)	光束角 Beam Angle(°)	色温 Colour Temp.	显指 CRI	防护等级 IP Rating	材质 Material
 <b>F10110</b>	10*2W	220-240V	1500LM	15° 30° 45°	2700k 3000K 4000K	>90	IP20	压铸铝

- Adjustable angle 调角: 0°
- Installation 安装方式: Recessed Mounting 嵌入式
- Lighting Efficiency 利用率: >80%
- Optional Features 可选功能: 0-10v,Dali ,Triac Dimming,SmartMee Dimming & CCT Adjusting  
0-10v,Dali ,可控硅调光, SmartMee 调光调色
- Applications 应用: shopping malls, automotive showrooms, brand stores, chain stores, department stores,museums  
商场、汽车展厅、品牌专卖店、连锁店、百货公司、博物馆



型号 Model No.	功率 Wattage(W)	电压 Voltage	光通量 Luminous Flux(lm)	光束角 Beam Angle(°)	色温 Colour Temp.	显指 CRI	防护等级 IP Rating	材质 Material
<b>F10115</b>	15*2W	220-240V	2200ML	15° 30° 45°	2700k 3000K 4000K	>90	IP20	压铸铝

- Adjustable angle 调角: 0°
- Installation 安装方式: Recessed Mounting 嵌入式
- Lighting Efficiency 利用率: >80%
- Optional Features 可选功能: 0-10v,Dali ,Triac Dimming,SmartMee Dimming & CCT Adjusting  
0-10v,Dali ,可控硅调光, SmartMee 调光调色
- Applications 应用: shopping malls, automotive showrooms, brand stores, chain stores, department stores,museums  
商场、汽车展厅、品牌专卖店、连锁店、百货公司、博物馆



型号 Model No.	功率 Wattage(W)	电压 Voltage	光通量 Luminous Flux(lm)	光束角 Beam Angle(°)	色温 Colour Temp.	显指 CRI	防护等级 IP Rating	材质 Material
<b>F10201</b>	2W	220-240V	150LM	15° 30° 45°	2700k 3000K 4000K	>90	IP20	压铸铝

- Adjustable angle 调角: 0°
- Installation 安装方式: Recessed Mounting 嵌入式
- Lighting Efficiency 利用率: >80%
- Optional Features 可选功能: 0-10v,Dali ,Triac Dimming,SmartMee Dimming & CCT Adjusting  
0-10v,Dali ,可控硅调光, SmartMee 调光调色
- Applications 应用: shopping malls, automotive showrooms, brand stores, chain stores, department stores,museums  
商场、汽车展厅、品牌专卖店、连锁店、百货公司、博物馆



型号 Model No.	功率 Wattage(W)	电压 Voltage	光通量 Luminous Flux(lm)	光束角 Beam Angle(°)	色温 Colour Temp.	显指 CRI	防护等级 IP Rating	材质 Material
<b>F10202</b>	2*2W	220-240V	300LM	15° 30° 45°	2700k 3000K 4000K	>90	IP20	压铸铝

- Adjustable angle 调角: 0°
- Installation 安装方式: Recessed Mounting 嵌入式
- Lighting Efficiency 利用率: >80%
- Optional Features 可选功能: 0-10v,Dali ,Triac Dimming,SmartMee Dimming & CCT Adjusting  
0-10v,Dali ,可控硅调光, SmartMee 调光调色
- Applications 应用: shopping malls, automotive showrooms, brand stores, chain stores, department stores,museums  
商场、汽车展厅、品牌专卖店、连锁店、百货公司、博物馆



型号 Model No.	功率 Wattage(W)	电压 Voltage	光通量 Luminous Flux(lm)	光束角 Beam Angle(°)	色温 Colour Temp.	显指 CRI	防护等级 IP Rating	材质 Material
<b>F10205</b>	5*2W	220-240V	750LM	15° 30° 45°	2700k 3000K 4000K	>90	IP20	压铸铝



- Adjustable angle 调角: 0°
- Installation 安装方式: Recessed Mounting 嵌入式
- Lighting Efficiency 利用率: >80%
- Optional Features 可选功能: 0-10v,Dali ,Triac Dimming,SmartMee Dimming & CCT Adjusting  
0-10v,Dali ,可控硅调光, SmartMee 调光调色
- Applications 应用: shopping malls, automotive showrooms, brand stores, chain stores, department stores,museums  
商场、汽车展厅、品牌专卖店、连锁店、百货公司、博物馆



型号 Model No.	功率 Wattage(W)	电压 Voltage	光通量 Luminous Flux(lm)	光束角 Beam Angle(°)	色温 Colour Temp.	显指 CRI	防护等级 IP Rating	材质 Material
<b>F10210</b>	10*2W	220-240V	1500LM	15° 30° 45°	2700k 3000K 4000K	>90	IP20	压铸铝

- Adjustable angle 调角: 0°
- Installation 安装方式: Recessed Mounting 嵌入式
- Lighting Efficiency 利用率: >80%
- Optional Features 可选功能: 0-10v,Dali ,Triac Dimming,SmartMee Dimming & CCT Adjusting  
0-10v,Dali ,可控硅调光, SmartMee 调光调色
- Applications 应用: shopping malls, automotive showrooms, brand stores, chain stores, department stores,museums  
商场、汽车展厅、品牌专卖店、连锁店、百货公司、博物馆



型号 Model No.	功率 Wattage(W)	电压 Voltage	光通量 Luminous Flux(lm)	光束角 Beam Angle(°)	色温 Colour Temp.	显指 CRI	防护等级 IP Rating	材质 Material
<b>F10215</b>	15*2W	220-240V	2200LM	15° 30° 45°	2700k 3000K 4000K	>90	IP20	压铸铝

- Adjustable angle 调角: 30°
- Installation 安装方式: Recessed Mounting 嵌入式
- Lighting Efficiency 利用率: >80%
- Optional Features 可选功能: 0-10v,Dali ,Triac Dimming,SmartMee Dimming & CCT Adjusting  
0-10v,Dali ,可控硅调光, SmartMee 调光调色
- Applications 应用: shopping malls, automotive showrooms, brand stores, chain stores, department stores,museums  
商场、汽车展厅、品牌专卖店、连锁店、百货公司、博物馆



型号 Model No.	功率 Wattage(W)	电压 Voltage	光通量 Luminous Flux(lm)	光束角 Beam Angle(°)	色温 Colour Temp.	显指 CRI	防护等级 IP Rating	材质 Material
<b>F10310</b>	10*2W	220-240V	1500LM	15° 30° 45°	2700k 3000K 4000K	>90	IP20	压铸铝

- Adjustable angle 调角: 30°
- Installation 安装方式: Recessed Mounting 嵌入式
- Lighting Efficiency 利用率: >80%
- Optional Features 可选功能: 0-10v,Dali ,Triac Dimming,SmartMee Dimming & CCT Adjusting  
0-10v,Dali ,可控硅调光, SmartMee 调光调色
- Applications 应用: shopping malls, automotive showrooms, brand stores, chain stores, department stores,museums  
商场、汽车展厅、品牌专卖店、连锁店、百货公司、博物馆



型号 Model No.	功率 Wattage(W)	电压 Voltage	光通量 Luminous Flux(lm)	光束角 Beam Angle(°)	色温 Colour Temp.	显指 CRI	防护等级 IP Rating	材质 Material
<b>F10315</b>	15*2W	220-240V	2200LM	15° 30° 45°	2700k 3000K 4000K	>90	IP20	压铸铝

- Adjustable angle 调角: 30°
- Installation 安装方式: Recessed Mounting 嵌入式
- Lighting Efficiency 利用率: >80%
- Optional Features 可选功能: 0-10v,Dali ,Triac Dimming,SmartMee Dimming & CCT Adjusting  
0-10v,Dali ,可控硅调光, SmartMee 调光调色
- Applications 应用: shopping malls, automotive showrooms, brand stores, chain stores, department stores, museums  
商场、汽车展厅、品牌专卖店、连锁店、百货公司、博物馆



型号 Model No.	功率 Wattage(W)	电压 Voltage	光通量 Luminous Flux(lm)	光束角 Beam Angle(°)	色温 Colour Temp.	显指 CRI	防护等级 IP Rating	材质 Material
<b>F10320</b>	20*2W	220-240V	3000LM	15° 30° 45°	2700k 3000K 4000K	>90	IP20	压铸铝

- Adjustable angle 调角: 30°
- Installation 安装方式: Recessed Mounting 嵌入式
- Lighting Efficiency 利用率: >80%
- Optional Features 可选功能: 0-10v,Dali ,Triac Dimming,SmartMee Dimming & CCT Adjusting  
0-10v,Dali ,可控硅调光, SmartMee 调光调色
- Applications 应用: shopping malls, automotive showrooms, brand stores, chain stores, department stores, museums  
商场、汽车展厅、品牌专卖店、连锁店、百货公司、博物馆



型号 Model No.	功率 Wattage(W)	电压 Voltage	光通量 Luminous Flux(lm)	光束角 Beam Angle(°)	色温 Colour Temp.	显指 CRI	防护等级 IP Rating	材质 Material
<b>F10330</b>	30*2W	220-240V	4500LM	15° 30° 45°	2700k 3000K 4000K	>90	IP20	压铸铝

- Adjustable angle 调角: 0°
- Installation 安装方式: Recessed Mounting 嵌入式
- Lighting Efficiency 利用率: >80%
- Optional Features 可选功能: 0-10v,Dali ,Triac Dimming,SmartMee Dimming & CCT Adjusting  
0-10v,Dali ,可控硅调光, SmartMee 调光调色
- Applications 应用: shopping malls, automotive showrooms, brand stores, chain stores, department stores, museums  
商场、汽车展厅、品牌专卖店、连锁店、百货公司、博物馆



型号 Model No.	功率 Wattage(W)	电压 Voltage	光通量 Luminous Flux(lm)	光束角 Beam Angle(°)	色温 Colour Temp.	显指 CRI	防护等级 IP Rating	材质 Material
<b>F10405</b>	5*2W	220-240V	750LM	15° 30° 45°	2700k 3000K 4000K	>90	IP20	压铸铝

- Adjustable angle 调角: 0°
- Installation 安装方式: Recessed Mounting 嵌入式
- Lighting Efficiency 利用率: >80%
- Optional Features 可选功能: 0-10v,Dali ,Triac Dimming,SmartMee Dimming & CCT Adjusting  
0-10v,Dali ,可控硅调光, SmartMee 调光调色
- Applications 应用: shopping malls, automotive showrooms, brand stores, chain stores, department stores, museums  
商场、汽车展厅、品牌专卖店、连锁店、百货公司、博物馆

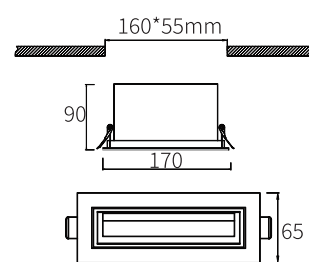


型号 Model No.	功率 Wattage(W)	电压 Voltage	光通量 Luminous Flux(lm)	光束角 Beam Angle(°)	色温 Colour Temp.	显指 CRI	防护等级 IP Rating	材质 Material
<b>F10410</b>	10*2W	220-240V	1500LM	15° 30° 45°	2700k 3000K 4000K	>90	IP20	压铸铝

- Adjustable angle 调角: 25°
- Installation 安装方式: Recessed Mounting 嵌入式
- Lighting Efficiency 利用率: >80%
- Optional Features 可选功能: 0-10v,Dali ,Triac Dimming,SmartMee Dimming & CCT Adjusting  
0-10v,Dali ,可控硅调光, SmartMee 调光调色
- Applications 应用: shopping malls, automotive showrooms, brand stores, chain stores, department stores, museums  
商场、汽车展厅、品牌专卖店、连锁店、百货公司、博物馆



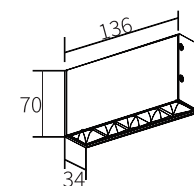
型号 Model No.	功率 Wattage(W)	电压 Voltage	光通量 Luminous Flux(lm)	光束角 Beam Angle(°)	色温 Colour Temp.	显指 CRI	防护等级 IP Rating	材质 Material
<b>F10601</b>	30W	220-240V	2200LM	15° 30° 45°	2700k 3000K 4000K	>90	IP20	压铸铝



- Adjustable angle 调角: 0°
- Installation 安装方式: Surface-Mounted 表面安装
- Lighting Efficiency 利用率: >80%
- Optional Features 可选功能: 0-10v,Dali ,Triac Dimming,SmartMee Dimming & CCT Adjusting  
0-10v,Dali ,可控硅调光, SmartMee 调光调色
- Applications 应用: shopping malls, automotive showrooms, brand stores, chain stores, department stores, museums  
商场、汽车展厅、品牌专卖店、连锁店、百货公司、博物馆



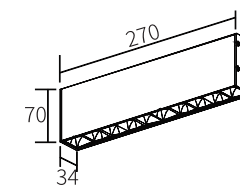
型号 Model No.	功率 Wattage(W)	电压 Voltage	光通量 Luminous Flux(lm)	光束角 Beam Angle(°)	色温 Colour Temp.	显指 CRI	防护等级 IP Rating	材质 Material
<b>F10505</b>	5*2W	220-240V	750LM	15° 30° 45°	2700k 3000K 4000K	>90	IP20	压铸铝



- Adjustable angle 调角: 0°
- Installation 安装方式: Surface-Mounted 表面安装
- Lighting Efficiency 利用率: >80%
- Optional Features 可选功能: 0-10v,Dali ,Triac Dimming,SmartMee Dimming & CCT Adjusting  
0-10v,Dali ,可控硅调光, SmartMee 调光调色
- Applications 应用: shopping malls, automotive showrooms, brand stores, chain stores, department stores, museums  
商场、汽车展厅、品牌专卖店、连锁店、百货公司、博物馆



型号 Model No.	功率 Wattage(W)	电压 Voltage	光通量 Luminous Flux(lm)	光束角 Beam Angle(°)	色温 Colour Temp.	显指 CRI	防护等级 IP Rating	材质 Material
<b>F10510</b>	10*2W	220-240V	1500LM	15° 30° 45°	2700k 3000K 4000K	>90	IP20	压铸铝



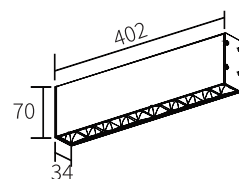
- Adjustable angle 调角: 0°
- Installation 安装方式: Surface-Mounted表面安装
- Lighting Efficiency 利用率: >80%
- Optional Features 可选功能: 0-10v,Dali ,Triac Dimming,SmartMee Dimming & CCT Adjusting  
0-10v,Dali ,可控硅调光, SmartMee 调光调色
- Applications 应用: shopping malls, automotive showrooms, brand stores, chain stores, department stores, museums  
商场、汽车展厅、品牌专卖店、连锁店、百货公司、博物馆



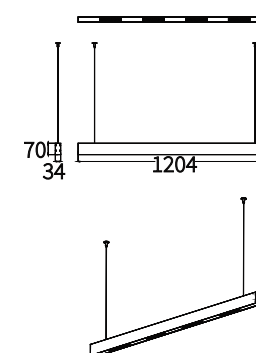
- Adjustable angle 调角: 0°
- Installation 安装方式: Surface-Mounted表面安装、Suspended吊装
- Lighting Efficiency 利用率: >80%
- Optional Features 可选功能: 0-10v,Dali ,Triac Dimming,SmartMee Dimming & CCT Adjusting  
0-10v,Dali ,可控硅调光, SmartMee 调光调色
- Applications 应用: shopping malls, automotive showrooms, brand stores, chain stores, department stores, museums  
商场、汽车展厅、品牌专卖店、连锁店、百货公司、博物馆




型号 Model No.	功率 Wattage(W)	电压 Voltage	光通量 Luminous Flux(lm)	光束角 Beam Angle(°)	色温 Colour Temp.	显指 CRI	防护等级 IP Rating	材质 Material
<b>F10515</b>	15*2W	220-240V	2200LM	15° 30° 45°	2700k 3000K 4000K	>90	IP20	压铸铝



型号 Model No.	功率 Wattage(W)	电压 Voltage	光通量 Luminous Flux(lm)	光束角 Beam Angle(°)	色温 Colour Temp.	显指 CRI	防护等级 IP Rating	材质 Material
<b>F10520</b>	20*2W	220-240V	3200LM	15° 30° 45°	2700k 3000K 4000K	>90	IP20	压铸铝







# KIRAN MAGNETIC TRACK SERIES

## KIRAN 磁吸灯系列

产品整套使用磁吸四线低压24V导轨系统，拥有更安全可靠的固定结构。产品横向覆盖家居、酒店、餐厅、商业空间、办公、博物馆等多个领域和场所。能实现单灯旋钮调光、可控硅调光、0-10W调光、DALI调光、CCT调光调色以及个别产品能实现单灯变焦等多种功能。

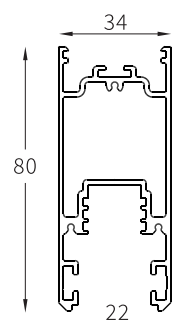
在天花安装机构上，磁吸四线导轨可分为：吸顶式、嵌入式、吊线式三种安装方式，为未来适应更多的智能型要求创造更合理的接入方式。

The whole set of products uses magnetic four-wire low voltage 24v rail system, which has a safer and more reliable fixed structure. Products horizontally cover homes, hotels, restaurants, Commercial space, office, museum and many other fields and places. It can realise single-lamp knob dimming, thyristor dimming, 0-10W dimming, DALI dimming, , CCT AdjustingSmartMee and individual products can achieve single-lamp zooming and other functions. Variety of installation methods : In the ceiling installation mechanism, the magnetic four-wire guide rail system can be divided into three structures: ceiling type, recessed type, and hanging type.

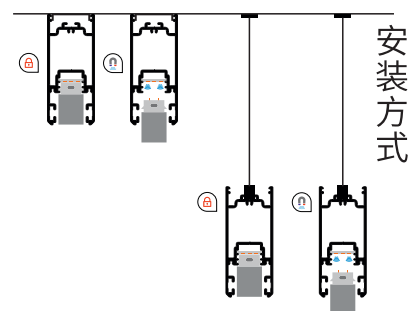
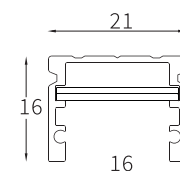





型号 Model No.	安装方式 Installation	尺寸 Size	标准规格 Standard Specifications	控制方式 Control	防护等级 IP Rating	材质 Material	颜色 Colour
<b>MTA10M-2101</b>	悬挂式 吸顶式	W34*H80MM	L500/1000/ 1500/2000MM	多组控制	IP20	铝材	砂黑色/ 砂白色



型号 Model No.	安装方式 Installation	尺寸 Size	标准规格 Standard Specifications	控制方式 Control	防护等级 IP Rating	材质 Material	颜色 Colour
<b>MTA10M-2102</b>	悬挂式 吸顶式	W21*H16MM	L500/1000/ 1500/2000MM	多组控制	IP20	铝材	砂黑色/ 砂白色

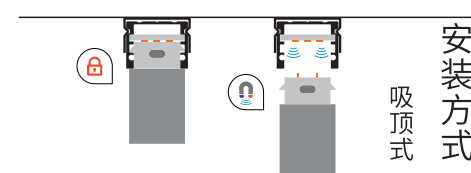


安装方式




安装方式详见安装说明

轨道与灯具之间采用  
磁吸加机械卡扣方式锁死,更加牢固




安装方式  
吸顶式

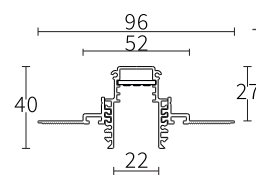


安装方式详见安装说明

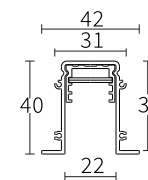
轨道与灯具之间采用  
磁吸加机械卡扣方式锁死,更加牢固



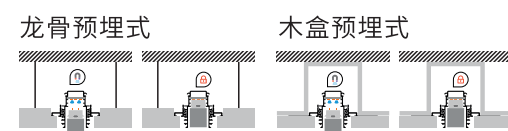
型号 Model No.	安装方式 Installation	尺寸 Size	标准规格 Standard Specifications	控制方式 Control	防护等级 IP Rating	材质 Material	颜色 Colour
<b>MTA10M-2103</b>	预埋式	W96*H40MM	L500MM L1000MM L2000MM	多组控制	IP20	铝材	砂黑色 砂白色



型号 Model No.	安装方式 Installation	尺寸 Size	标准规格 Standard Specifications	控制方式 Control	防护等级 IP Rating	材质 Material	颜色 Colour
<b>MTA10M-2104</b>	有边框 表面嵌入式	W42*H40MM	L500MM 1000MM 2000MM	多组控制	IP20	铝材	砂黑色 砂白色




## 安装方式



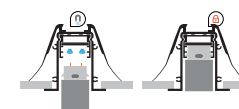
安装方式详见安装说明

轨道与灯具之间用磁吸  
加机械卡扣方式锁死, 更加牢固



## 安装方式

有边框表面嵌入式



安装方式详见安装说明

轨道与灯具之间用磁吸  
加机械卡扣方式锁死, 更加牢固



各类轨道十字转角  
用于该款轨道色温十字型转接



各类轨道内转角  
用于该轨道的L型内转变



各类轨道平转角  
用于该轨道的L型平转接



各类轨道堵头  
用于该款轨道组合的首端与尾端封堵



链接件  
用于轨道与轨道  
(各类转角)之间的链接



各类轨道T字转角  
用于该款轨道的T型转接





吸顶配件  
用于吸顶类轨道的吸顶配件



悬挂配件  
用于悬挂类轨道的悬挂配件



公母插  
用于轨道的供电链接



盖板  
用于安装轨道后遮挡灯具安装槽，  
以免损坏或弄脏灯具安装槽



3芯供电线  
用于3芯线轨道的供电连接线



三线插针  
用于部分轨道线路链接

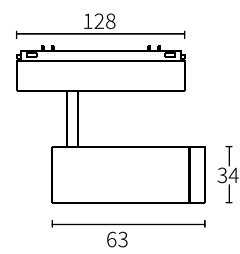
- Adjustable angle 调角: 350°/90°
- Installation 安装方式: Magnet Track 磁吸轨道式
- Lighting Efficiency 利用率: >80%
- Optional Features 可选功能: 0-10v,Dali ,Triac Dimming,SmartMee Dimming & CCT Adjusting  
0-10v,Dali ,可控硅调光, SmartMee 调光调色
- Applications 应用: shop lightng,Hotels,Showrooms,Restaurants,Musems,ete.  
商店照明、酒店、陈列室、餐厅、博物馆等



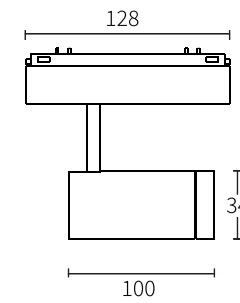
- Adjustable angle 调角: 350°/90°
- Installation 安装方式: Magnet Track 磁吸轨道式
- Lighting Efficiency 利用率: >80%
- Optional Features 可选功能: 0-10v,Dali ,Triac Dimming,SmartMee Dimming & CCT Adjusting  
0-10v,Dali ,可控硅调光, SmartMee 调光调色
- Applications 应用: Restaurants, Hotels, Offices, Kitchens, Corridors  
商店照明、酒店、陈列室、餐厅、博物馆等



型号 Model No.	功率 Wattage(W)	电压 Voltage	光通量 Luminous Flux(lm)	光束角 Beam Angle(°)	色温 Colour Temp.	显指 CRI	防护等级 IP Rating	材质 Material	颜色 colour
<b>FML210063</b>	5W	DC24V	15°:345.3 LM 24°:243.5 LM 38°:258.5 LM	15° 24° 38°	2700k 3000K 4000K	≥90	IP20	铝材	砂黑色 砂白色




型号 Model No.	功率 Wattage(W)	电压 Voltage	光通量 Luminous Flux(lm)	光束角 Beam Angle(°)	色温 Colour Temp.	显指 CRI	防护等级 IP Rating	材质 Material	颜色 colour
<b>FML2100100</b>	8W	DC24V	15°:563.5LM 24°:494.4LM 38°:339.7LM	15° 24° 38°	2700k 3000K 4000K	≥90	IP20	铝材	砂黑色 砂白色



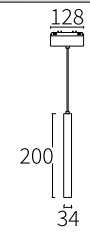
- Adjustable angle 调角: 0°
- Installation 安装方式: Magnet Track 磁吸轨道式
- Lighting Efficiency 利用率: >80%
- Optional Features 可选功能: 0-10v,Dali ,Triac Dimming,SmartMee Dimming & CCT Adjusting  
0-10v,Dali ,可控硅调光, SmartMee 调光调色
- Applications 应用: shop lightng,Hotels,Showrooms,Restaurants,Musems,ete.  
商店照明、酒店、陈列室、餐厅、博物馆等



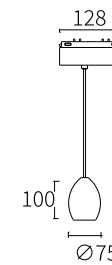
- Adjustable angle 调角: 0°
- Installation 安装方式: Magnet Track 磁吸轨道式
- Lighting Efficiency 利用率: >80%
- Optional Features 可选功能: 0-10v,Dali ,Triac Dimming,SmartMee Dimming & CCT Adjusting  
0-10v,Dali ,可控硅调光, SmartMee 调光调色
- Applications 应用: shop lightng,Hotels,Showrooms,Restaurants,Musems,ete.  
商店照明、酒店、陈列室、餐厅、博物馆等



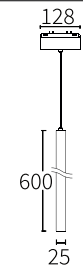
型号 Model No.	功率 Wattage(W)	电压 Voltage	光通量 Luminous Flux(lm)	光束角 Beam Angle(°)	色温 Colour Temp.	显指 CRI	防护等级 IP Rating	材质 Material	颜色 colour
<b>FML2101200</b>	5W	DC24V	15°:345.3LM	15°	2700k	≥90	IP20	铝材	砂黑色
			24°:243.5LM	24°	3000K				砂白色
			38°:258.5LM	38°	4000K				




型号 Model No.	功率 Wattage(W)	电压 Voltage	光通量 Luminous Flux(lm)	光束角 Beam Angle(°)	色温 Colour Temp.	显指 CRI	防护等级 IP Rating	材质 Material	颜色 colour
<b>FML2102100</b>	5W/8W	DC24V	15°:406.7LM	15°	2700k	≥90	IP20	铝材	砂黑色
			24°:369.5LM	24°	3000K				砂白色
			38°:258.5LM	38°	4000K				军绿 灰色 金色 红色 玫瑰金 蓝色




<b>FML2101600</b>	5W	DC24V	38°:345.5M	38°	2700k	≥90	IP20	铝材	砂黑色
					3000K				砂白色
					4000K				



- Adjustable angle 调角: 0°
- Installation 安装方式: Magnet Track 磁吸轨道式
- Lighting Efficiency 利用率: >80%
- Optional Features 可选功能: 0-10v,Dali ,Triac Dimming,SmartMee Dimming & CCT Adjusting  
0-10v,Dali ,可控硅调光, SmartMee 调光调色
- Applications 应用: shop lightng,Hotels,Showrooms,Restaurants,Musems,ete.  
商店照明、酒店、陈列室、餐厅、博物馆等



- Adjustable angle 调角: 0°
- Installation 安装方式: Magnet Track 磁吸轨道式
- Lighting Efficiency 利用率: >80%
- Optional Features 可选功能: 0-10v,Dali ,Triac Dimming,SmartMee Dimming & CCT Adjusting  
0-10v,Dali ,可控硅调光, SmartMee 调光调色
- Applications 应用: shop lightng,Hotels,Showrooms,Restaurants,Musems,ete.  
商店照明、酒店、陈列室、餐厅、博物馆等



型号 Model No.	功率 Wattage(W)	电压 Voltage	光通量 Luminous Flux(lm)	光束角 Beam Angle(°)	色温 Colour Temp.	显指 CRI	防护等级 IP Rating	材质 Material	颜色 colour
<b>FML210380</b>	5W	DC24V	15°:406.7LM 24°:369.5LM 38°:258.5LM	15° 24° 38°	2700k 3000K 4000K	≥90	IP20	铝材	砂黑色 砂白色 军绿 灰色 金色 红色 玫瑰金 蓝色

型号 Model No.	功率 Wattage(W)	电压 Voltage	光通量 Luminous Flux(lm)	光束角 Beam Angle(°)	色温 Colour Temp.	显指 CRI	防护等级 IP Rating	材质 Material	颜色 colour
<b>FML210575</b>	5W	DC24V	15°:406.7LM 24°:369.5LM 38°:258.5LM	15° 24° 38°	2700k 3000K 4000K	≥90	IP20	铝材	砂黑色 砂白色 军绿 灰色 金色 红色 玫瑰金 蓝色

- Adjustable angle 调角: 0°
- Installation 安装方式: Magnet Track 磁吸轨道式
- Lighting Efficiency 利用率: >80%
- Optional Features 可选功能: 0-10v,Dali ,Triac Dimming,SmartMee Dimming & CCT Adjusting  
0-10v,Dali ,可控硅调光, SmartMee 调光调色
- Applications 应用: shop lightng,Hotels,Showrooms,Restaurants,Musems,ete.  
商店照明、酒店、陈列室、餐厅、博物馆等



- Adjustable angle 调角: 0°
- Installation 安装方式: Magnet Track 磁吸轨道式
- Lighting Efficiency 利用率: >80%
- Optional Features 可选功能: 0-10v,Dali ,Triac Dimming,SmartMee Dimming & CCT Adjusting  
0-10v,Dali ,可控硅调光, SmartMee 调光调色
- Applications 应用: shop lightng,Hotels,Showrooms,Restaurants,Musems,ete.  
商店照明、酒店、陈列室、餐厅、博物馆等




型号 Model No.	功率 Wattage(W)	电压 Voltage	光通量 Luminous Flux(lm)	光束角 Beam Angle(°)	色温 Colour Temp.	显指 CRI	防护等级 IP Rating	材质 Material	颜色 colour
<b>FML210475</b>	5W	DC24V	15°:406.7LM 24°:369.5LM 38°:258.5LM	15° 24° 38°	2700k 3000K 4000K	≥90	IP20	铝材	砂黑色 砂白色 军绿 灰色 金色 红色 玫瑰金 蓝色

型号 Model No.	功率 Wattage(W)	电压 Voltage	光通量 Luminous Flux(lm)	光束角 Beam Angle(°)	色温 Colour Temp.	显指 CRI	防护等级 IP Rating	材质 Material	颜色 colour
<b>FML210675</b>	5W	DC24V	15°:406.7LM 24°:369.5LM 38°:258.5LM	15° 24° 38°	2700k 3000K 4000K	≥90	IP20	铝材	砂黑色 砂白色 军绿 灰色 金色 红色 玫瑰金 蓝色

- Adjustable angle 调角: 180°
- Installation 安装方式: Magnet Track 磁吸轨道式
- Lighting Efficiency 利用率: >80%
- Optional Features 可选功能: 0-10v,Dali ,Triac Dimming,SmartMee Dimming & CCT Adjusting  
0-10v,Dali ,可控硅调光, SmartMee 调光调色
- Applications 应用: shop lightng,Hotels,Showrooms,Restaurants,Musems,ete  
商店照明、酒店、陈列室、餐厅、博物馆等

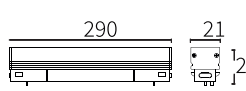


型号 Model No.	功率 Wattage(W)	电压 Voltage	光通量 Luminous Flux(lm)	光束角 Beam Angle(°)	色温 Colour Temp.	显指 CRI	防护等级 IP Rating	材质 Material	颜色 colour
 <b>FML2107222T</b>	7W	DC24V	25°:338.2 LM	25°	2700k 3000K 4000K	≥90	IP20	铝材	砂黑色 砂白色

- Adjustable angle 调角: 0°
- Installation 安装方式: Magnet Track 磁吸轨道式
- Lighting Efficiency 利用率: >80%
- Optional Features 可选功能: 0-10v,Dali ,Triac Dimming,SmartMee Dimming & CCT Adjusting  
0-10v,Dali ,可控硅调光, SmartMee 调光调色
- Applications 应用: shop lightng,Hotels,Showrooms,Restaurants,Musems,ete  
商店照明、酒店、陈列室、餐厅、博物馆等



型号 Model No.	功率 Wattage(W)	电压 Voltage	光通量 Luminous Flux(lm)	光束角 Beam Angle(°)	色温 Colour Temp.	显指 CRI	防护等级 IP Rating	材质 Material	颜色 colour
 <b>FML2107222</b>	7W	DC24V	25°:338.2 LM	25°	2700k 3000K 4000K	≥90	IP20	铝材	砂黑色 砂白色

 <b>FML2108290</b>	7W	DC24V	25°:475.9LM 10°*65°:379.0LM	25° 10°*65°	2700k 3000K 4000K	≥90	IP20	铝材	砂黑色 砂白色
---	----	-------	--------------------------------	----------------	-------------------------	-----	------	----	------------

- Adjustable angle 调角: 180°
- Installation 安装方式: Magnet Track 磁吸轨道式
- Lighting Efficiency 利用率: >80%
- Optional Features 可选功能: 0-10v,Dali ,Triac Dimming,SmartMee Dimming & CCT Adjusting  
0-10v,Dali ,可控硅调光, SmartMee 调光调色
- Applications 应用: shop lightng,Hotels,Showrooms,Restaurants,Musems,ete  
商店照明、酒店、陈列室、餐厅、博物馆等

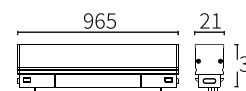


型号 Model No.	功率 Wattage(W)	电压 Voltage	光通量 Luminous Flux(lm)	光束角 Beam Angle(°)	色温 Colour Temp.	显指 CRI	防护等级 IP Rating	材质 Material	颜色 colour
 <b>FML2109243T</b>	8W	DC24V	100°:213.5LM	100°	2700k 3000K 4000K	≥90	IP20	铝材	砂黑色 砂白色

- Adjustable angle 调角: 0°
- Installation 安装方式: Magnet Track 磁吸轨道式
- Lighting Efficiency 利用率: >80%
- Optional Features 可选功能: 0-10v,Dali ,Triac Dimming,SmartMee Dimming & CCT Adjusting  
0-10v,Dali ,可控硅调光, SmartMee 调光调色
- Applications 应用: shop lightng,Hotels,Showrooms,Restaurants,Musems,ete  
商店照明、酒店、陈列室、餐厅、博物馆等

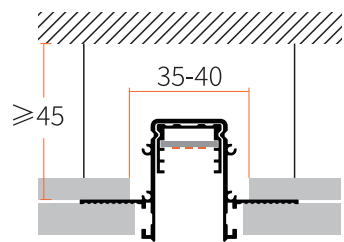


型号 Model No.	功率 Wattage(W)	电压 Voltage	光通量 Luminous Flux(lm)	光束角 Beam Angle(°)	色温 Colour Temp.	显指 CRI	防护等级 IP Rating	材质 Material	颜色 colour
 <b>FML2110485</b>	16W	DC24V	100°:372.4LM	100°	2700k 3000K 4000K	≥90	IP20	铝材	砂黑色 砂白色

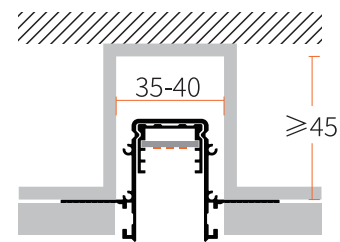
 <b>FML2111965</b>	16W	DC24V	100°:778.6LM	100°	2700k 3000K 4000K	≥90	IP20	铝材	砂黑色 砂白色
---	-----	-------	--------------	------	-------------------------	-----	------	----	------------

预埋式/嵌入式主体开孔尺寸汇总

龙骨预埋式

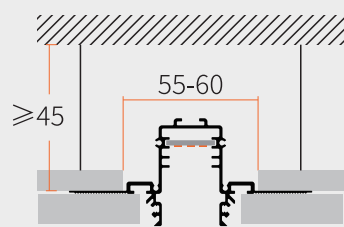


木盒预埋式

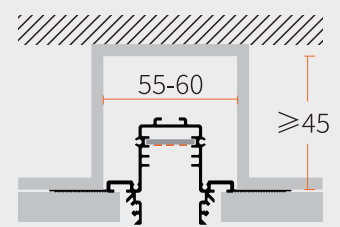


产品名称: 21型磁吸组合预埋式主体  
产品型号: MTA10M-2105/L1000  
开孔尺寸: W35\*H45mm

龙骨预埋式

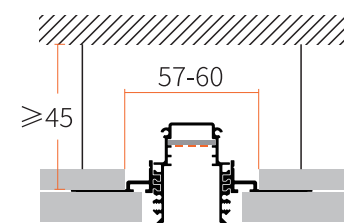


木盒预埋式

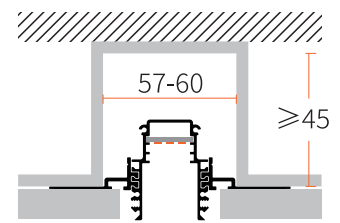


产品名称: 21型磁吸组合一体预埋式主体  
产品型号: MTA10M-2106/L1000  
开孔尺寸: W55\*H45mm

龙骨预埋式

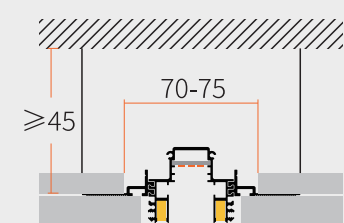


木盒预埋式

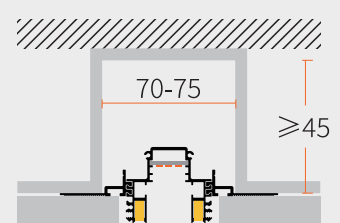


产品名称: 21型磁吸组合可调预埋式主体  
产品型号: MTA10M-2107/L1000  
开孔尺寸: W57\*H45mm

龙骨预埋式

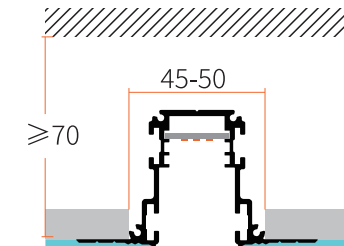


木盒预埋式



产品名称: 21型磁吸组合可调预埋式发光主体  
产品型号: MTA10M-2108/L1000  
开孔尺寸: W70\*H45mm

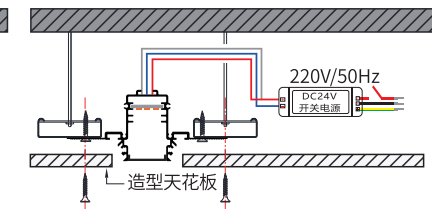
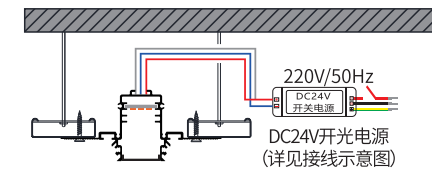
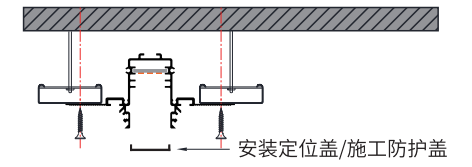
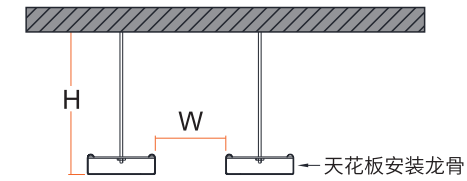
表面嵌入式



产品名称: 21型磁吸组合无边框表面嵌入式主体  
产品型号: MTA10M-2109/L1000  
开孔尺寸: W45\*H70mm

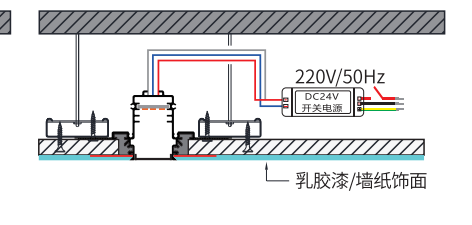
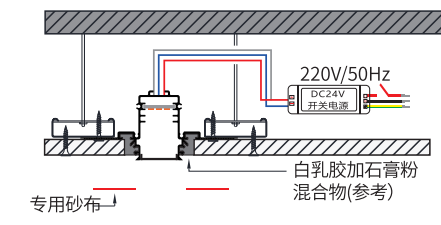
预埋式主体-龙骨结构安装方式

- 按照轨道开孔尺寸预留轨道安装空间。
- 用“安装定位盖/施工防护盖”盖好轨道;再将轨道嵌入到安装槽内,用自攻螺丝钉把轨道固定好。



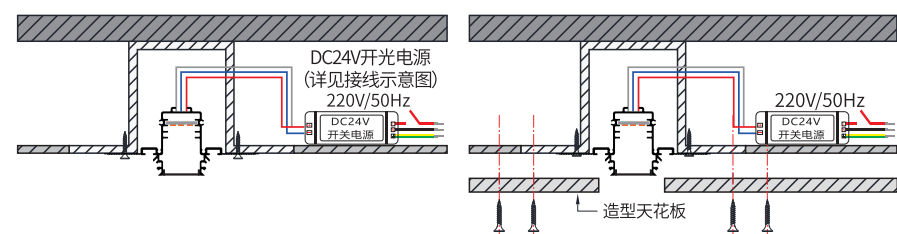
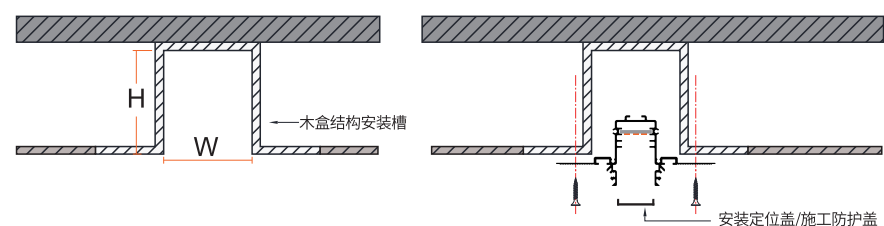
- 连接轨道供电系统(详见接线示意图)
- 确认完全连接好供电系统,并确保轨道供电全线畅通,然后安装造型天花板。

- 用乳白胶加石膏粉混合(参考)填补轨道与天花板之间的缝隙,再用专用砂布粘上补好,缝合处补好后待干透。
- 做天花饰面,饰面做乳胶漆/墙纸/其他,完成天花饰面后,移除安装定位盖/施工防护盖,安装灯具,合上电闸亮灯。



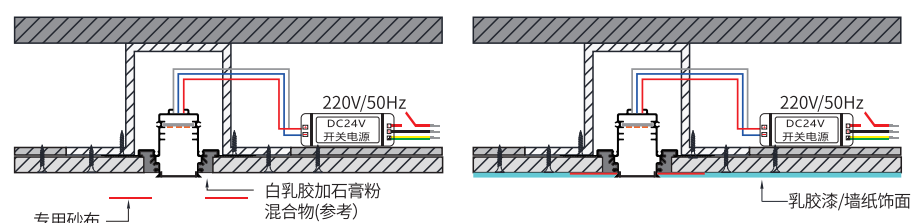
### 预埋式主体-木盒结构安装方式

- 按照轨道开孔尺寸预留轨道安装空间。
- 用“安装定位盖/施工防护盖”盖好轨道；  
固定制作好的木盒安装槽，再将轨道嵌入到安装槽内，用自攻螺丝钉把轨道固定好。

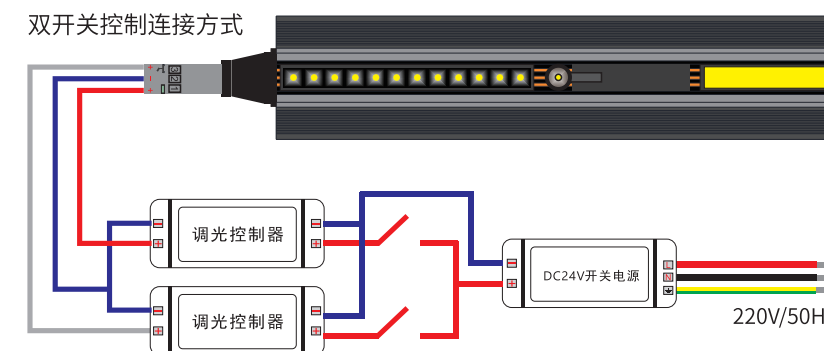



- 连接轨道供电系统 (详见接线示意图)
- 安装天花板前, 确认完全连接好供电系统, 并确保轨道供电全线畅通, 在安装造型天花板。

- 用乳白胶加石膏粉混合(参考)填补轨道与天花板之间的缝隙, 再用专用砂布粘上补好, 缝合处补好后待干透。
- 做天花板饰面, 饰面做乳胶漆/墙纸/其他, 完成天花饰面后, 移除安装定位盖/施工防护盖, 安装灯具, 合上电闸亮灯。



### 产品默认出厂控制设置连接方式



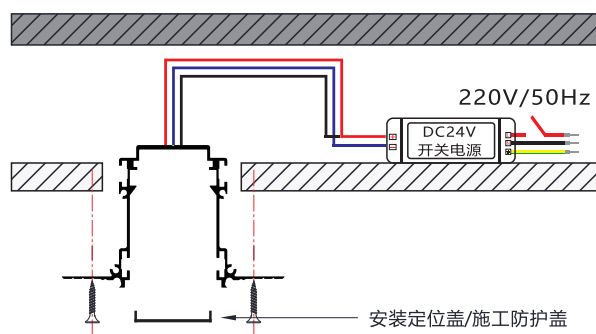
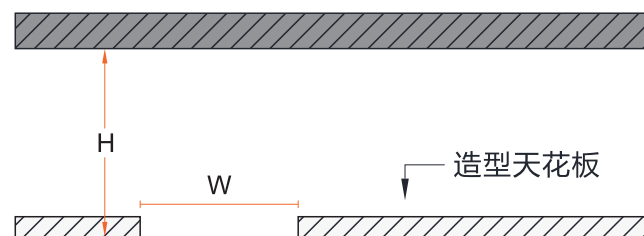
### 温馨提示/警告

- 成套照明系统采用DC24V开关电源供电, 匹配电源时, 开关电源总功率大于发光体功率20%以上, 例如某组线路安装线灯5支, 每支功率12W, 总功率为60W, 那么匹配总功率为75W以上开关电源。
- 为使压降降到最小, 灯具轨道安装长度不适合超过5米, 5米为一组单独分线供电, 如有必要, 建议3米为一组进行单独分线于电源供电。
- 产品默认出厂控制设置连接方式(如上图), 如有特殊要求控制方式, 请与生产商联系, 沟通, 请勿私自更改线路及控制方式。
- 任何情况下, 灯具都不能被隔热衬垫或类似材料覆盖!

## 表面嵌入式主体安装方式

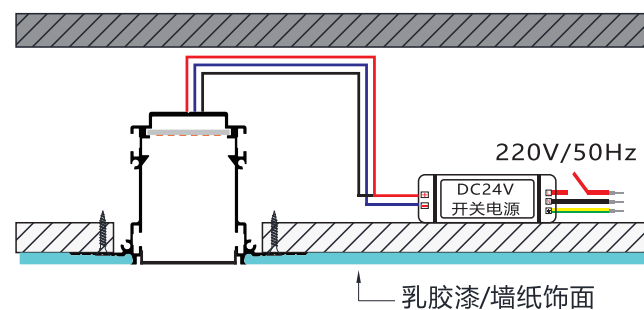
### 无边框表面嵌入式

- 1 确定轨道安装位置,按照轨道开孔尺寸预留轨道安装空间。



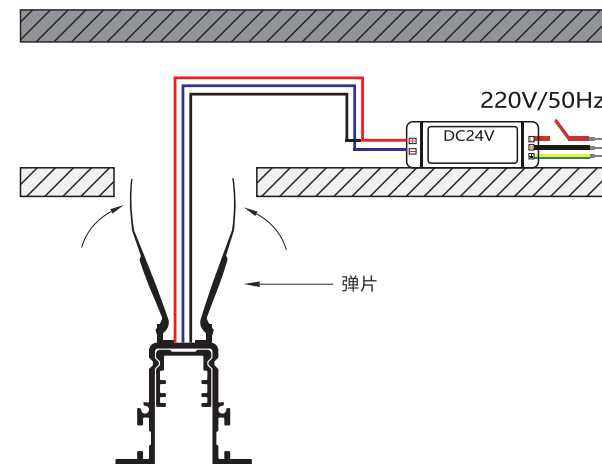
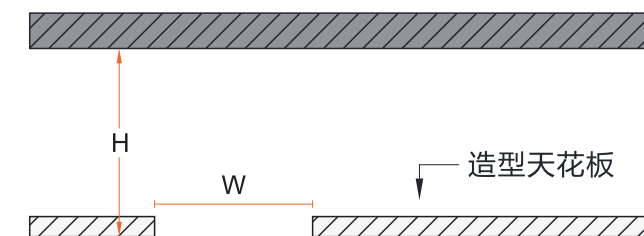
- 2 连接轨道供电系统(详见接线示意图)用自攻螺丝钉把灯具轨道固定在造型天花板的安装槽内。确认完全连接好供电系统,并确保轨道供电全线畅通。

- 3 做天花板饰面,饰面做乳胶漆/墙纸/其他,完成天花饰面后,移除安装定位盖/施工防护盖,安装灯具,合上电闸亮灯。



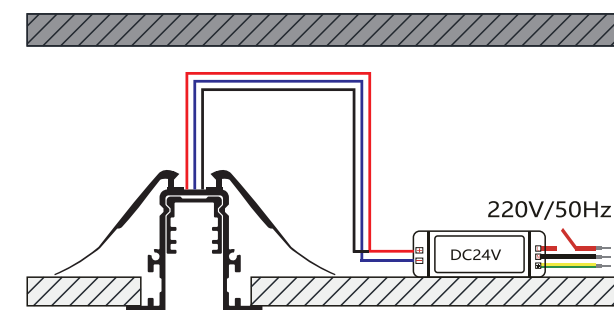
### 有边框表面嵌入式

- 1 确定轨道安装位置,按照轨道开孔尺寸预留轨道安装空间。



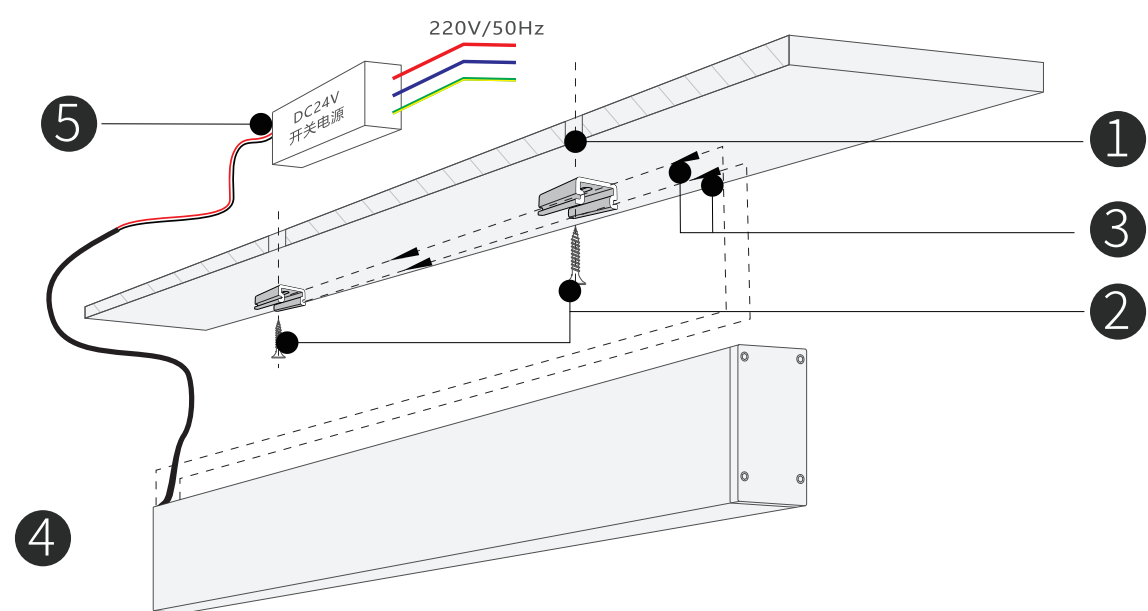
- 2 连接好灯具轨道电源(详见接线示意图)安装轨道前,确认完全连接好供电系统,并确保轨道供电全线畅通。用“安装定位盖/施工防护盖”盖好轨道;将轨道弹片往上拔好,将轨道顺着安装槽嵌入

- 3 安装固定好轨道后,移除安装定位盖/施工防护盖,安装灯具,合上电闸亮灯。



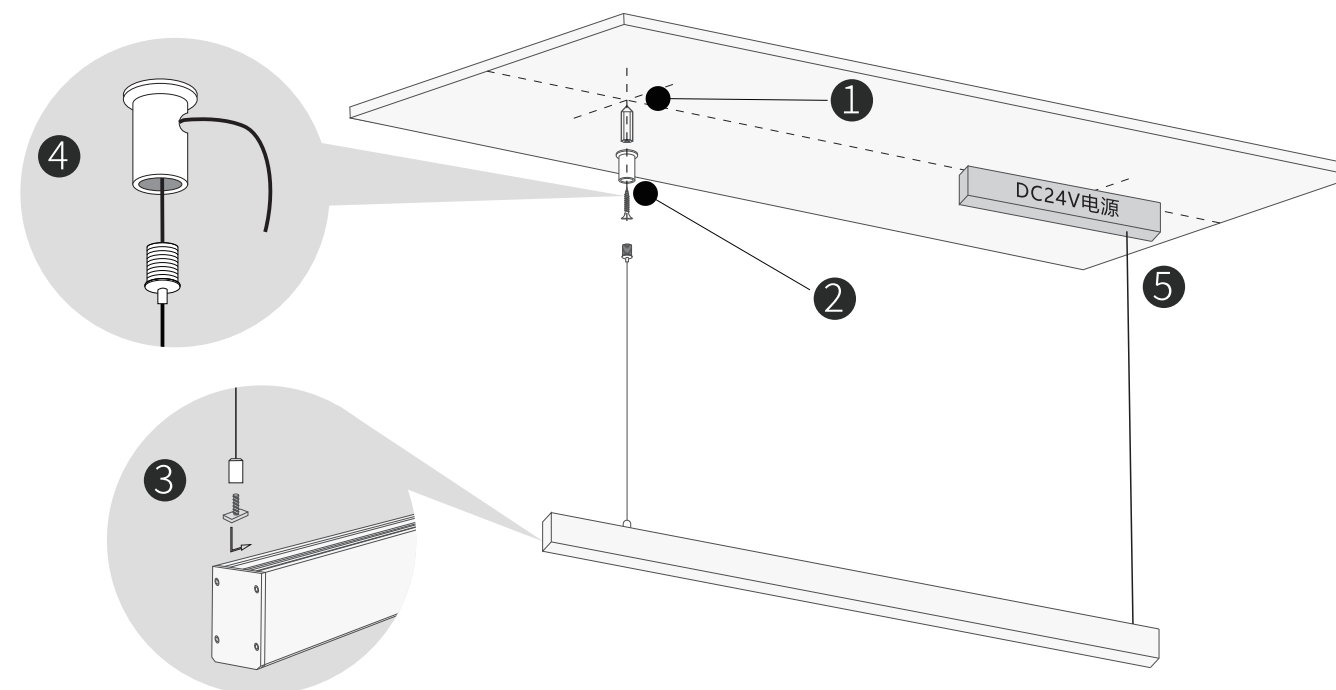


## 吸顶安装方式



- ① 定好轨道安装位置,按照轨道的孔位尺寸打孔打上膨胀螺钉(如果是木板或者其他吊顶,直接打自攻螺丝)
- ② 用配包上的螺丝将轨道挂板固定好
- ③ 将挂板对准轨道挂板槽插入
- ④ 将轨道堵头装好
- ⑤ 链接DC24V电源(链接方式参考接线示意图),确保电源畅通,装上灯具,打开电闸亮灯。(如果是电源内置的,直接链接220V市电)



## 悬挂安装方式



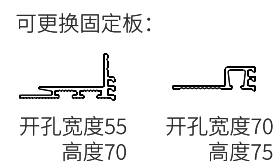
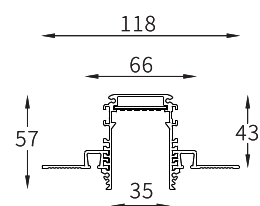
- ① 定好轨道安装位置,按照轨道的孔位打孔,打上膨胀螺钉(如果是木板,直接打自攻螺丝)
- ② 用螺丝钉将灯具悬挂配件固定好
- ③ 将轨道端的悬挂配件顺着卡槽卡进轨道,定好位置再把悬挂钢丝上的螺母拧紧
- ④ 按照图示把钢丝先串好,再把堵头拧紧,然后用钢丝调好轨道的悬挂高度
- ⑤ 链接DC24V电源(详见接线示意图),确保电源畅通,装上灯具,打开电闸亮灯。

# KIRAN SERIES

—— KIRAN 系列34型磁吸组合照明射灯

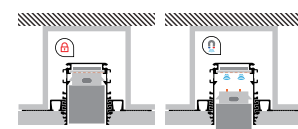


型号 Model No.	安装方式 Installation	尺寸 Size	标准规格 Standard Specifications	控制方式 Control	防护等级 IP Rating	材质 Material	颜色 Colour
<b>MTA10M-3401</b>	悬挂式 吸顶式	W55*H75MM	L500/1000/ 1500/2000MM* W118*H57	多组控制	IP20	铝材	砂黑色 砂白色

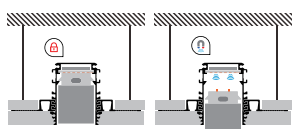


安装方式

木盒预埋式

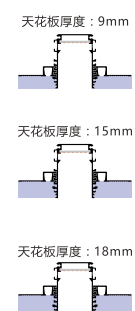


龙骨预埋式




安装方式详见安装说明

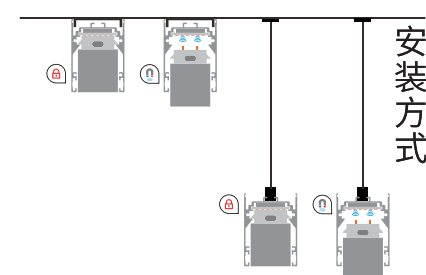
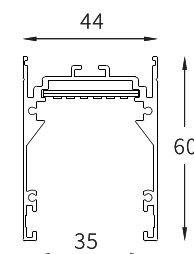
轨道与灯具之间用磁吸  
加机械卡扣方式锁死, 更加牢固



可调节固定板不同高度,  
适应多种厚度的天花板






型号 Model No.	安装方式 Installation	尺寸 Size	标准规格 Standard Specifications	控制方式 Control	防护等级 IP Rating	材质 Material	颜色 Colour
<b>MTA10M-3402</b>	悬挂式 吸顶式	W44*H60MM	L500/1000/ 1500/2000MM* W118*H57	多组控制	IP20	铝材	砂黑色 砂白色



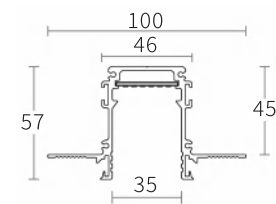
安装方式详见安装说明

轨道与灯具之间采用  
磁吸加机械卡扣方式锁死, 更加牢固

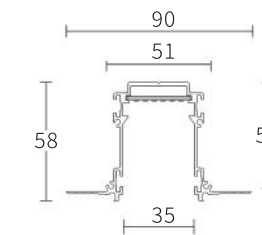




型号 Model No.	安装方式 Installation	尺寸 Size	标准规格 Standard Specifications	控制方式 Control	防护等级 IP Rating	材质 Material	颜色 Colour
<b>MTA10M-3403</b>	预埋式	W100*H57MM	L500/1000/ 2000MM	多组控制	IP20	铝材	砂黑色 砂白色

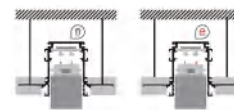


型号 Model No.	安装方式 Installation	尺寸 Size	标准规格 Standard Specifications	控制方式 Control	防护等级 IP Rating	材质 Material	颜色 Colour
<b>MTA10M-3404</b>	表面 嵌入式	W90*H58MM	L500/1000/ 2000MM	多组控制	IP20	铝材	砂黑色 砂白色


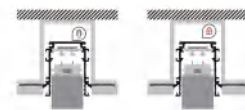


安装方式

龙骨预埋式



木盒预埋式

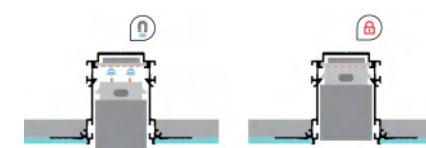


安装方式详见安装说明

轨道与灯具之间用磁吸  
加机械卡扣方式锁死,更加牢固

安装方式

表面  
嵌入埋式



安装方式详见安装说明

轨道与灯具之间采用  
磁吸加机械卡扣方式锁死,更加牢固





各类轨道十字转角  
用该款轨道的十字型转接



各类轨道堵头  
用于该轨道组合的首端与尾端封堵



悬挂配件  
用于悬挂类轨道与轨道  
(各类转角)之间的链接



盖板  
用于安装轨道后遮挡灯具安装槽  
以免损坏或弄脏灯具安装槽



各类轨道平转角  
用于该款轨道的L型平转接



各类轨道内转角  
用于该款轨道的L型内转接



连接件  
用于轨道与轨道  
(各类转角)之间的转接



三线插针  
用于部分轨道线路链接



6芯供电线  
用于6芯线轨道的供电连接线



公母插  
用于轨道的供电连接



吸顶配件  
用于吸顶轨道的吸顶配件



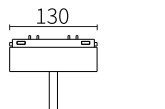
各类轨道T字转角  
用于该款轨道的T转接

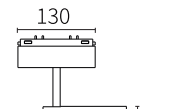
- Adjustable angle 调角: 350°/90°
- Installation 安装方式: Magnet Track 磁吸轨道式
- Lighting Efficiency 利用率: >80%
- Optional Features 可选功能: 0-10v,Dali ,Triac Dimming,SmartMee Dimming & CCT Adjusting  
0-10v,Dali ,可控硅调光, SmartMee 调光调色
- Applications 应用: shop lightng,Hotels,Showrooms,Restaurants,Musems,ete  
商店照明、酒店、陈列室、餐厅、博物馆等

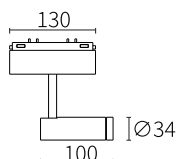


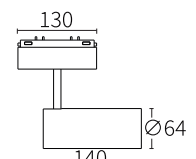
- Adjustable angle 调角: 350°/90°
- Installation 安装方式: Magnet Track 磁吸轨道式
- Lighting Efficiency 利用率: >80%
- Optional Faeatures 可选功能: 0-10v,Dali ,Triac Dimming,SmartMee Dimming & CCT Adjusting  
0-10v,Dali ,可控硅调光, SmartMee 调光调色
- Applications 应用: shop lightng,Hotels,Showrooms,Restaurants,Musems,ete  
商店照明、酒店、陈列室、餐厅、博物馆等

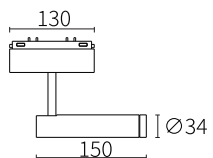


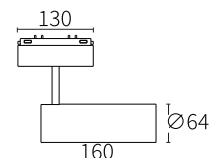
型号 Model No.	功率 Wattage(W)	电压 Voltage	光通量 Luminous Flux(lm)	光束角 Beam Angle(°)	色温 Colour Temp.	显指 CRI	防护等级 IP Rating	材质 Material	颜色 colour
 <b>FML340063</b>	5W	DC24V	15°:345.3LM 24°:243.5LM 38°:258.5LM	15° 24° 38°	2700k 3000K 4000K	≥90	IP20	铝材	砂黑色 砂白色

型号 Model No.	功率 Wattage(W)	电压 Voltage	光通量 Luminous Flux(lm)	光束角 Beam Angle(°)	色温 Colour Temp.	显指 CRI	防护等级 IP Rating	材质 Material	颜色 colour
 <b>FML3401120</b>	15W	DC24V	15°:776.0LM 24°:534.7LM 38°:683.5LM	15° 24° 38°	2700k 3000K 4000K	≥90	IP20	铝材	砂黑色 砂白色

 <b>FML3400100</b>	8W	DC24V	15°:563.5LM 24°:494.4LM 38°:339.7LM	15° 24° 38°	2700k 3000K 4000K	≥90	IP20	铝材	砂黑色 砂白色
---	----	-------	---	-------------------	-------------------------	-----	------	----	------------

 <b>FML3401140</b>	18W	DC24V	15°:793.6LM 24°:829.8LM 38°:875.6LM	15° 24° 38°	2700k 3000K 4000K	≥90	IP20	铝材	砂黑色 砂白色
---	-----	-------	---	-------------------	-------------------------	-----	------	----	------------


 <b>FML3400150</b>	10W	DC24V	15°:618.8LM 24°:586.6LM 38°:388.6LM	15° 24° 38°	2700k 3000K 4000K	≥90	IP20	铝材	砂黑色 砂白色
---	-----	-------	---	-------------------	-------------------------	-----	------	----	------------

 <b>FML3401160</b>	22W	DC24V	15°:719.3LM 24°:827.5LM 38°:1023.1LM	15° 24° 38°	2700k 3000K 4000K	≥90	IP20	铝材	砂黑色 砂白色
---	-----	-------	--	-------------------	-------------------------	-----	------	----	------------

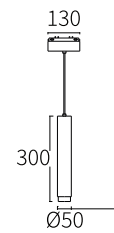
- Adjustable angle 调角: 0°
- Installation 安装方式: Magnet Track 磁吸轨道式
- Lighting Efficiency 利用率: >80%
- Optional Features 可选功能: 0-10v,Dali ,Triac Dimming,SmartMee Dimming & CCT Adjusting  
0-10v,Dali ,可控硅调光, SmartMee 调光调色
- Applications 应用: shop lightng,Hotels,Showrooms,Restaurants,Musems,ete.  
商店照明、酒店、陈列室、餐厅、博物馆等



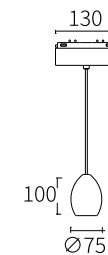
- Adjustable angle 调角: 0°
- Installation 安装方式: Magnet Track 磁吸轨道式
- Lighting Efficiency 利用率: >80%
- Optional Features 可选功能: 0-10v,Dali ,Triac Dimming,SmartMee Dimming & CCT Adjusting  
0-10v,Dali ,可控硅调光, SmartMee 调光调色
- Applications 应用: shop lightng,Hotels,Showrooms,Restaurants,Musems,ete.  
商店照明、酒店、陈列室、餐厅、博物馆等



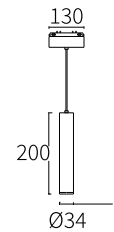
型号 Model No.	功率 Wattage(W)	电压 Voltage	光通量 Luminous Flux(lm)	光束角 Beam Angle(°)	色温 Colour Temp.	显指 CRI	防护等级 IP Rating	材质 Material	颜色 colour
<b>FML3402300</b>	5W	DC24V	15°:465.5LM 40°:436.1LM	15-40°	2700k 3000K 4000K	≥90	IP20	铝材	砂黑色 砂白色



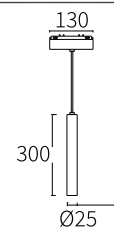
型号 Model No.	功率 Wattage(W)	电压 Voltage	光通量 Luminous Flux(lm)	光束角 Beam Angle(°)	色温 Colour Temp.	显指 CRI	防护等级 IP Rating	材质 Material	颜色 colour
<b>FML3405100</b>	5W 8W	DC24V	15°:406.7LM 24°:369.5LM 38°:258.5LM	15° 24° 38°	2700k 3000K 4000K	≥90	IP20	铝材	砂黑色 砂白色 军绿 灰色 金色 红色 玫瑰金 蓝色



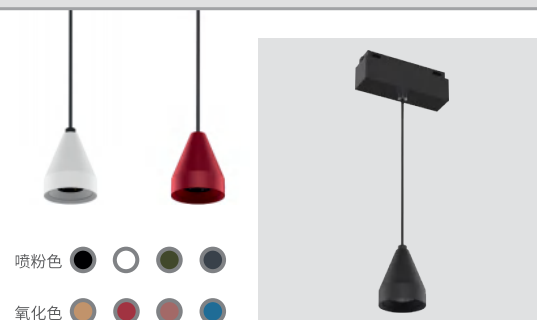
<b>FML3403200</b>	5W	DC24V	15°:345.3LM 24°:243.5LM 38°:258.5LM	15° 24° 38°	2700k 3000K 4000K	≥90	IP20	铝材	砂黑色 砂白色
-------------------	----	-------	---	-------------------	-------------------------	-----	------	----	------------




<b>FML3404300</b>	5W 8W 10W	DC24V	38°:346.6LM	38°	2700k 3000K 4000K	≥90	IP20	铝材	砂黑色 砂白色
-------------------	-----------------	-------	-------------	-----	-------------------------	-----	------	----	------------



- Adjustable angle 调角: 0°
- Installation 安装方式: Magnet Track 磁吸轨道式
- Lighting Efficiency 利用率: >80%
- Optional Features 可选功能: 0-10v,Dali ,Triac Dimming,SmartMee Dimming & CCT Adjusting  
0-10v,Dali ,可控硅调光, SmartMee 调光调色
- Applications 应用: shop lightng,Hotels,Showrooms,Restaurants,Musems,ete.  
商店照明、酒店、陈列室、餐厅、博物馆等



- Adjustable angle 调角: 0°
- Installation 安装方式: Magnet Track 磁吸轨道式
- Lighting Efficiency 利用率: >80%
- Optional Features 可选功能: 0-10v,Dali ,Triac Dimming,SmartMee Dimming & CCT Adjusting  
0-10v,Dali ,可控硅调光, SmartMee 调光调色
- Applications 应用: shop lightng,Hotels,Showrooms,Restaurants,Musems,ete.  
商店照明、酒店、陈列室、餐厅、博物馆等



型号 Model No.	功率 Wattage(W)	电压 Voltage	光通量 Luminous Flux(lm)	光束角 Beam Angle(°)	色温 Colour Temp.	显指 CRI	防护等级 IP Rating	材质 Material	颜色 colour
<b>FML340680</b>	5W	DC24V	15°:406.7LM 24°:369.5LM 38°:258.5LM	15° 24° 38°	2700k 3000K 4000K	≥90	IP20	铝材	砂黑色 砂白色 军绿 灰色 金色 红色 玫瑰金 蓝色

型号 Model No.	功率 Wattage(W)	电压 Voltage	光通量 Luminous Flux(lm)	光束角 Beam Angle(°)	色温 Colour Temp.	显指 CRI	防护等级 IP Rating	材质 Material	颜色 colour
<b>FML340875</b>	5W	DC24V	15°:406.7LM 24°:369.5LM 38°:258.5LM	15° 24° 38°	2700k 3000K 4000K	≥90	IP20	铝材	砂黑色 砂白色 军绿 灰色 金色 红色 玫瑰金 蓝色

- Adjustable angle 调角: 0°
- Installation 安装方式: Magnet Track 磁吸轨道式
- Lighting Efficiency 利用率: >80%
- Optional Features 可选功能: 0-10v,Dali ,Triac Dimming,SmartMee Dimming & CCT Adjusting  
0-10v,Dali ,可控硅调光, SmartMee 调光调色
- Applications 应用: shop lightng,Hotels,Showrooms,Restaurants,Musems,ete.  
商店照明、酒店、陈列室、餐厅、博物馆等



- Adjustable angle 调角: 0°
- Installation 安装方式: Magnet Track 磁吸轨道式
- Lighting Efficiency 利用率: >80%
- Optional Features 可选功能: 0-10v,Dali ,Triac Dimming,SmartMee Dimming & CCT Adjusting  
0-10v,Dali ,可控硅调光, SmartMee 调光调色
- Applications 应用: shop lightng,Hotels,Showrooms,Restaurants,Musems,ete.  
商店照明、酒店、陈列室、餐厅、博物馆等



型号 Model No.	功率 Wattage(W)	电压 Voltage	光通量 Luminous Flux(lm)	光束角 Beam Angle(°)	色温 Colour Temp.	显指 CRI	防护等级 IP Rating	材质 Material	颜色 colour
<b>FML340775</b>	5W	DC24V	15°:406.7LM 24°:369.5LM 38°:258.5LM	15° 24° 38°	2700k 3000K 4000K	≥90	IP20	铝材	砂黑色 砂白色 军绿 灰色 金色 红色 玫瑰金 蓝色

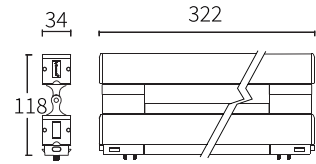
型号 Model No.	功率 Wattage(W)	电压 Voltage	光通量 Luminous Flux(lm)	光束角 Beam Angle(°)	色温 Colour Temp.	显指 CRI	防护等级 IP Rating	材质 Material	颜色 colour
<b>FML340975</b>	5W	DC24V	15°:406.7LM 24°:369.5LM 38°:258.5LM	15° 24° 38°	2700k 3000K 4000K	≥90	IP20	铝材	砂黑色 砂白色 军绿 灰色 金色 红色 玫瑰金 蓝色



- Adjustable angle 调角: 180°
- Installation 安装方式: Magnet Track 磁吸轨道式
- Lighting Efficiency 利用率: >80%
- Optional Features 可选功能: 0-10v,Dali ,Triac Dimming,SmartMee Dimming & CCT Adjusting  
0-10v,Dali ,可控硅调光, SmartMee 调光调色
- Applications 应用: shop lightng,Hotels,Showrooms,Restaurants,Musems,ete  
商店照明、酒店、陈列室、餐厅、博物馆等



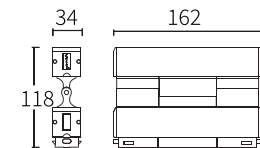
型号 Model No.	功率 Wattage(W)	电压 Voltage	光通量 Luminous Flux(lm)	光束角 Beam Angle(°)	色温 Colour Temp	显指 CRI	防护等级 IP Rating	材质 Material	颜色 colour
<b>FML3410322T</b>	12W	DC24V	684.9LM	10°/24°	2700K	Ra≥90	IP20	铝材	砂黑色 砂白色
			823.4LM 792.9LM 633.8LM 749.9LM	34°/38° 48°/ 10°35°	3000K 4000K				



- Adjustable angle 调角: 180°
- Installation 安装方式: Magnet Track 磁吸轨道式
- Lighting Efficiency 利用率: >80%
- Optional Features 可选功能: 0-10v,Dali ,Triac Dimming,SmartMee Dimming & CCT Adjusting  
0-10v,Dali ,可控硅调光, SmartMee 调光调色
- Applications 应用: shop lightng,Hotels,Showrooms,Restaurants,Musems,ete  
商店照明、酒店、陈列室、餐厅、博物馆等



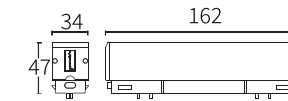
型号 Model No.	功率 Wattage(W)	电压 Voltage	光通量 Luminous Flux(lm)	光束角 Beam Angle(°)	色温 Colour Temp	显指 CRI	防护等级 IP Rating	材质 Material	颜色 colour
<b>FML3410162T</b>	6W	DC24V	406LM	10°/24°	2700K	Ra≥90	IP20	铝材	砂黑色 砂白色
			434.3LM 488.4LM 387.5LM 292.7LM	34°/38° 48°/ 10°35°	3000K 4000K				



- Adjustable angle 调角: 0°
- Installation 安装方式: Magnet Track 磁吸轨道式
- Lighting Efficiency 利用率: >80%
- Optional Features 可选功能: 0-10v,Dali ,Triac Dimming,SmartMee Dimming & CCT Adjusting  
0-10v,Dali ,可控硅调光, SmartMee 调光调色
- Applications 应用: shop lightng,Hotels,Showrooms,Restaurants,Musems,ete  
商店照明、酒店、陈列室、餐厅、博物馆等



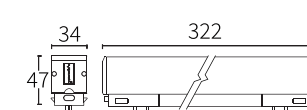
型号 Model No.	功率 Wattage(W)	电压 Voltage	光通量 Luminous Flux(lm)	光束角 Beam Angle(°)	色温 Colour Temp	显指 CRI	防护等级 IP Rating	材质 Material	颜色 colour
<b>FML3411162</b>	6W	DC24V	406LM	10°/24°	2700K	Ra≥90	IP20	铝材	砂黑色 砂白色
			434.3LM 488.4LM 387.5LM 292.7LM	34°/38° 48°/ 10°35°	3000K 4000K				



- Adjustable angle 调角: 0°
- Installation 安装方式: Magnet Track 磁吸轨道式
- Lighting Efficiency 利用率: >80%
- Optional Features 可选功能: 0-10v,Dali ,Triac Dimming,SmartMee Dimming & CCT Adjusting  
0-10v,Dali ,可控硅调光, SmartMee 调光调色
- Applications 应用: shop lightng,Hotels,Showrooms,Restaurants,Musems,ete  
商店照明、酒店、陈列室、餐厅、博物馆等



型号 Model No.	功率 Wattage(W)	电压 Voltage	光通量 Luminous Flux(lm)	光束角 Beam Angle(°)	色温 Colour Temp	显指 CRI	防护等级 IP Rating	材质 Material	颜色 colour
<b>FML3411322</b>	12W	DC24V	684.9LM	10°/24°	2700K	Ra≥90	IP20	铝材	砂黑色 砂白色
			823.4LM 792.9LM 633.8LM 749.9LM	34°/38° 48°/ 10°35°	3000K 4000K				



- Adjustable angle 调角: 180°
- Installation 安装方式: Magnet Track 磁吸轨道式
- Lighting Efficiency 利用率: >80%
- Optional Features 可选功能: 0-10v,Dali ,Triac Dimming,SmartMee Dimming & CCT Adjusting  
0-10v,Dali ,可控硅调光, SmartMee 调光调色
- Applications 应用: shop lightng,Hotels,Showrooms,Restaurants,Musems,etc.  
商店照明、酒店、陈列室、餐厅、博物馆等



- Adjustable angle 调角: 0°
- Installation 安装方式: Magnet Track 磁吸轨道式
- Lighting Efficiency 利用率: >80%
- Optional Features 可选功能: 0-10v,Dali ,Triac Dimming,SmartMee Dimming & CCT Adjusting  
0-10v,Dali ,可控硅调光, SmartMee 调光调色
- Applications 应用: shop lightng,Hotels,Showrooms,Restaurants,Musems,etc.  
商店照明、酒店、陈列室、餐厅、博物馆等



型号 Model No.	功率 Wattage(W)	电压 Voltage	光通量 Luminous Flux(lm)	光束角 Beam Angle(°)	色温 Colour Temp	显指 CRI	防护等级 IP Rating	材质 Material	颜色 colour
<b>FML3412342T</b>	15W	DC24V	406.7LM	180°	2700K 3000K 4000K	Ra≥90	IP20	铝材	砂黑色 砂白色

型号 Model No.	功率 Wattage(W)	电压 Voltage	光通量 Luminous Flux(lm)	光束角 Beam Angle(°)	色温 Colour Temp	显指 CRI	防护等级 IP Rating	材质 Material	颜色 colour
<b>FML34131002</b>	40W	DC24V	1160.5LM	100°	2700K 3000K 4000K	Ra≥90	IP20	铝材	砂黑色 砂白色

- Adjustable angle 调角: 0°
- Installation 安装方式: Magnet Track 磁吸轨道式
- Lighting Efficiency 利用率: >80%
- Optional Features 可选功能: 0-10v,Dali ,Triac Dimming,SmartMee Dimming & CCT Adjusting  
0-10v,Dali ,可控硅调光, SmartMee 调光调色
- Applications 应用: shop lightng,Hotels,Showrooms,Restaurants,Musems,etc.  
商店照明、酒店、陈列室、餐厅、博物馆等



- Adjustable angle 调角: 180°
- Installation 安装方式: Magnet Track 磁吸轨道式
- Lighting Efficiency 利用率: >80%
- Optional Features 可选功能: 0-10v,Dali ,Triac Dimming,SmartMee Dimming & CCT Adjusting  
0-10v,Dali ,可控硅调光, SmartMee 调光调色
- Applications 应用: shop lightng,Hotels,Showrooms,Restaurants,Musems,etc.  
商店照明、酒店、陈列室、餐厅、博物馆等



型号 Model No.	功率 Wattage(W)	电压 Voltage	光通量 Luminous Flux(lm)	光束角 Beam Angle(°)	色温 Colour Temp	显指 CRI	防护等级 IP Rating	材质 Material	颜色 colour
<b>FML34342</b>	15W	DC24V	406.7LM	180°	2700K 3000K 4000K	Ra≥90	IP20	铝材	砂黑色 砂白色

型号 Model No.	功率 Wattage(W)	电压 Voltage	光通量 Luminous Flux(lm)	光束角 Beam Angle(°)	色温 Colour Temp	显指 CRI	防护等级 IP Rating	材质 Material	颜色 colour
<b>FML3414178T</b>	8W	DC24V	234.1LM	180°	2700K 3000K 4000K	Ra≥90	IP20	铝材	砂黑色 砂白色

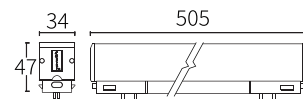
- Adjustable angle 调角: 0°
- Installation 安装方式: Magnet Track 磁吸轨道式
- Lighting Efficiency 利用率: >80%
- Optional Features 可选功能: 0-10v,Dali ,Triac Dimming,SmartMee Dimming & CCT Adjusting  
0-10v,Dali ,可控硅调光, SmartMee 调光调色
- Applications 应用: shop lightng,Hotels,Showrooms,Restaurants,Musems,etc.  
.商店照明、酒店、陈列室、餐厅、博物馆等



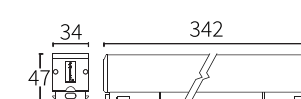
- Adjustable angle 调角: 0°
- Installation 安装方式: Magnet Track 磁吸轨道式
- Lighting Efficiency 利用率: >80%
- Optional Features 可选功能: 0-10v,Dali ,Triac Dimming,SmartMee Dimming & CCT Adjusting  
0-10v,Dali ,可控硅调光, SmartMee 调光调色
- Applications 应用: shop lightng,Hotels,Showrooms,Restaurants,Musems,etc.  
.商店照明、酒店、陈列室、餐厅、博物馆等



型号 Model No.	功率 Wattage(W)	电压 Voltage	光通量 Luminous Flux(lm)	光束角 Beam Angle(°)	色温 Colour Temp	显指 CRI	防护等级 IP Rating	材质 Material	颜色 colour
<b>FML3415505</b>	20W	DC24V	614.8LM	100°	2700K 3000K 4000K	Ra≥90	IP20	铝材	砂黑色 砂白色



型号 Model No.	功率 Wattage(W)	电压 Voltage	光通量 Luminous Flux(lm)	光束角 Beam Angle(°)	色温 Colour Temp	显指 CRI	防护等级 IP Rating	材质 Material	颜色 colour
<b>FML3417342</b>	12W	DC24V	308LM	35°	2700K 3000K 4000K	Ra≥90	IP20	铝材	砂黑色 砂白色



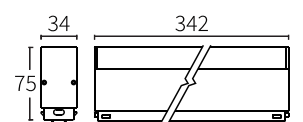
- Adjustable angle 调角: 0°
- Installation 安装方式: Magnet Track 磁吸轨道式
- Lighting Efficiency 利用率: >80%
- Optional Features 可选功能: 0-10v,Dali ,Triac Dimming,SmartMee Dimming & CCT Adjusting  
0-10v,Dali ,可控硅调光, SmartMee 调光调色
- Applications 应用: shop lightng,Hotels,Showrooms,Restaurants,Musems,etc.  
.商店照明、酒店、陈列室、餐厅、博物馆等



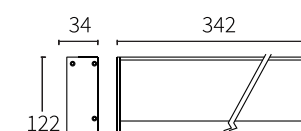
- Adjustable angle 调角: 180°
- Installation 安装方式: Magnet Track 磁吸轨道式
- Lighting Efficiency 利用率: >80%
- Optional Features 可选功能: 0-10v,Dali ,Triac Dimming,SmartMee Dimming & CCT Adjusting  
0-10v,Dali ,可控硅调光, SmartMee 调光调色
- Applications 应用: shop lightng,Hotels,Showrooms,Restaurants,Musems,etc.  
.商店照明、酒店、陈列室、餐厅、博物馆等



型号 Model No.	功率 Wattage(W)	电压 Voltage	光通量 Luminous Flux(lm)	光束角 Beam Angle(°)	色温 Colour Temp	显指 CRI	防护等级 IP Rating	材质 Material	颜色 colour
<b>FML3416342</b>	15W	DC24V	439.7LM	140°	2700K 3000K 4000K	Ra≥90	IP20	铝材	砂黑色 砂白色

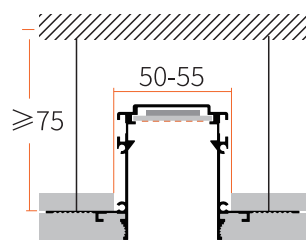


型号 Model No.	功率 Wattage(W)	电压 Voltage	光通量 Luminous Flux(lm)	光束角 Beam Angle(°)	色温 Colour Temp	显指 CRI	防护等级 IP Rating	材质 Material	颜色 colour
<b>FML3418342T</b>	12W	DC24V	313.6LM	180°	2700K 3000K 4000K	Ra≥90	IP20	铝材	砂黑色 砂白色

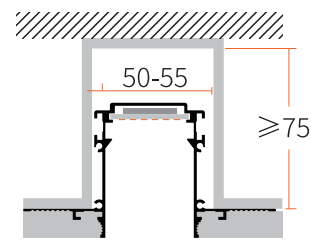


预埋式/嵌入式主体开孔尺寸汇总

龙骨预埋式

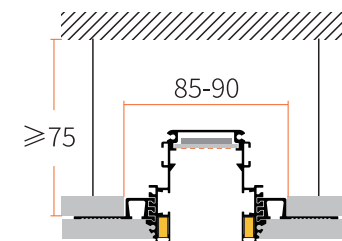


木盒预埋式

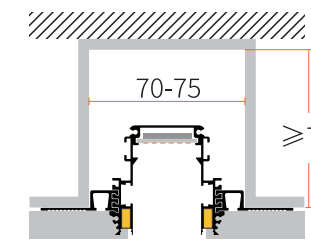


产品名称: 34型磁吸组合经济一体预埋式2018主体  
产品型号: MTA10M-3406/L1000  
开孔尺寸: W50\*H75mm

龙骨预埋式

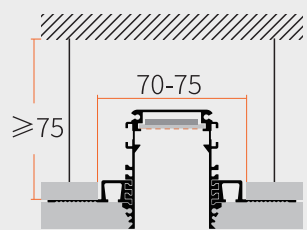


木盒预埋式

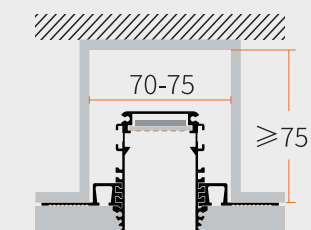


产品名称: 34型磁吸组合经济款可调预埋式发光主体  
产品型号: MTA10M-34010/L1000  
开孔尺寸: W85\*H75mm

龙骨预埋式

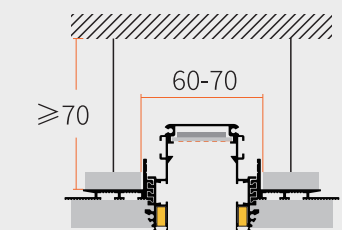


木盒预埋式

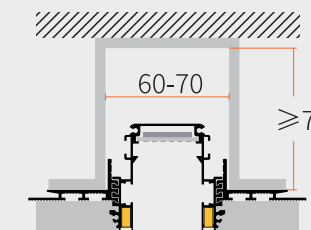


产品名称: 34型磁吸组合经济可调预埋式2019主体  
产品型号: MTA10M-3407/L1000  
开孔尺寸: W70\*H75mm

龙骨预埋式

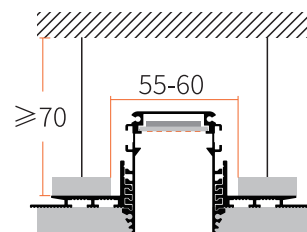


木盒预埋式

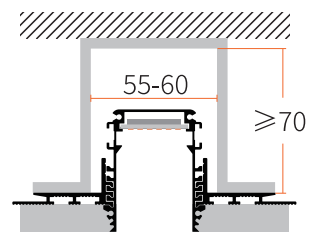


产品名称: 34型磁吸组合经济款可调预埋式发光主体  
产品型号: MTA10M-34011/L1000  
开孔尺寸: W65\*H70mm

龙骨预埋式

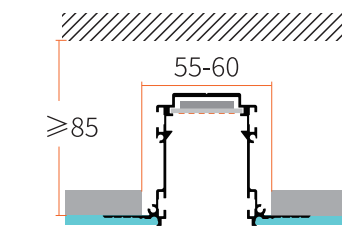


木盒预埋式



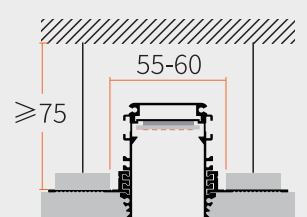
产品名称: 34型磁吸组合经济可调预埋式2019主体  
产品型号: MTA10M-3408/L1000  
开孔尺寸: W55\*H70mm

表面嵌入式

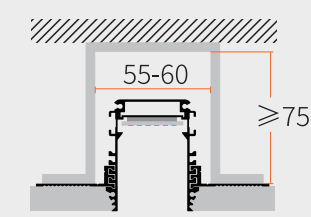


产品名称: 34型磁吸组合经济款无边框表面嵌入式2019主体  
产品型号: MTA10M-34012/L1000  
开孔尺寸: W55\*H85mm

龙骨预埋式



木盒预埋式

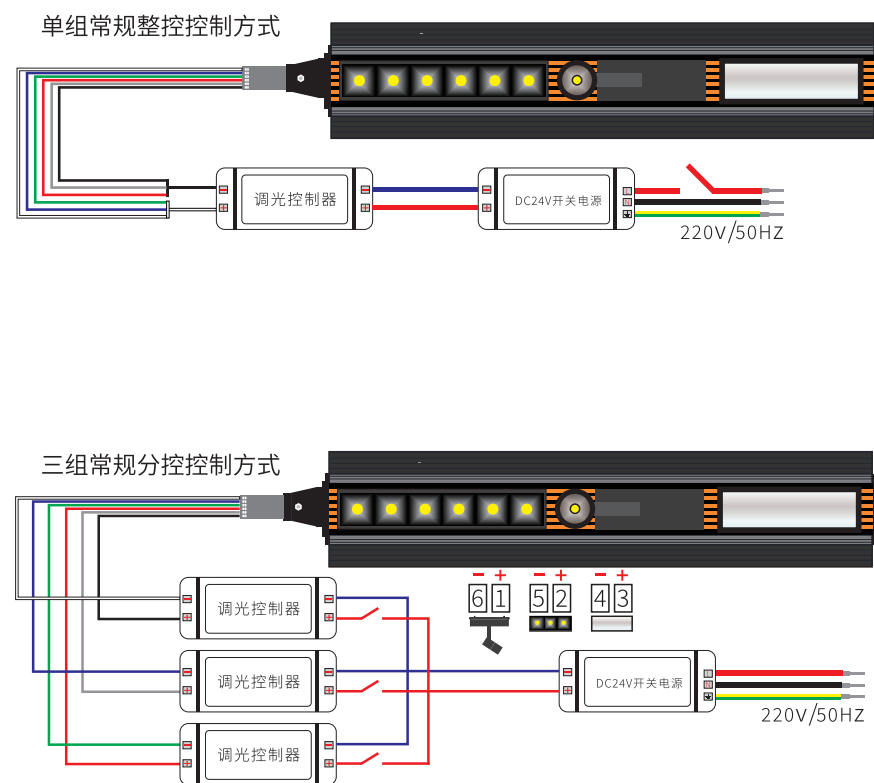


产品名称: 34型磁吸组合经济可调预埋式2019主体  
产品型号: MTA10M-3409/L1000  
开孔尺寸: W55\*H75mm

连接DC24V电源(连接方式参考接线示意图), 确保电源畅通, 装上灯具, 打开电闸亮灯。

链接DC24V电源(链接方式参考接线示意图), 确保电源畅通, 装上灯具, 打开电闸亮灯。(如果是电源内置的, 直接链接220V市电)

### 产品默认出厂控制设置接方式

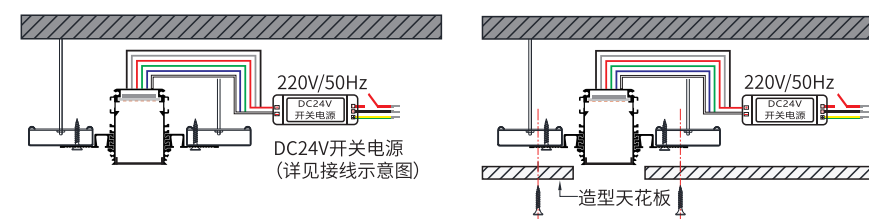
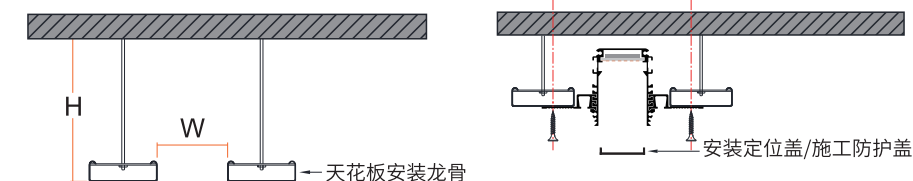


### 温馨提示/警告

- 1.成套照明系统采用DC24V开关电源供电,匹配电源时,开关电源总功率大于发光体功率20%以上,例如某组线路安装线灯5支,每支功率12W,总功率为60W,那么匹配总功率为75W以上开关电源。
- 2.为使压降降到最小,灯具轨道安装长度不适合超过5米,5米为一组单独分线供电,如有必要,建议3米为一组进行单独分线于电源供电。
- 3.产品默认出厂控制设置连接方式(如上图),如有特殊要求控制方式,请与生产商联系,沟通,请勿私自更改线路及控制方式。
- 4.任何情况下,灯具都不能被隔热衬垫或类似材料覆盖!

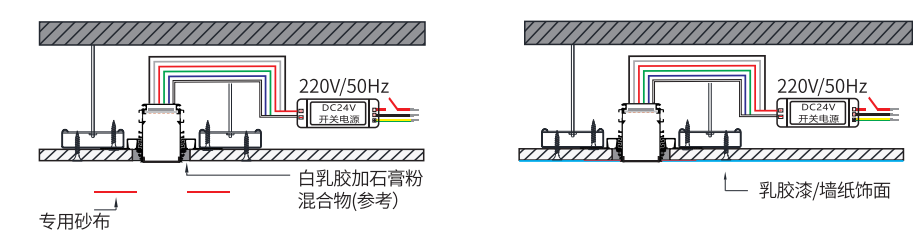
### 预埋式主体-龙骨结构安装方式

- 1 按照轨道开孔尺寸预留轨道安装空间。
- 2 用“安装定位盖/施工防护盖”盖好轨道;再将轨道嵌入到安装槽内,用自攻螺丝钉把轨道固定好。



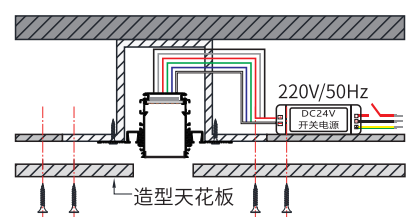
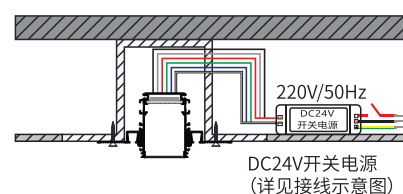
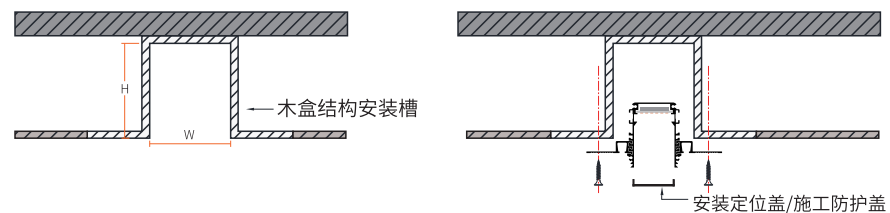
- 3 连接轨道供电系统(详见接线示意图)
- 4 确认完全连接好供电系统,并确保轨道供电全线畅通,然后安装造型天花板。

- 5 用乳白胶加石膏粉混合(参考)填补轨道与天花板之间的缝隙,再用专用砂布粘上补好,缝合处补好后待干透。
- 6 做天花饰面,饰面做乳胶漆/墙纸/其他,完成天花饰面后,移除安装定位盖/施工防护盖,安装灯具,合上电闸亮灯。



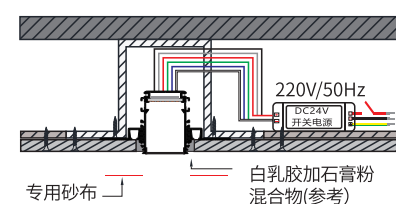
### 预埋式主体-木盒结构安装方式

- 1 制作木盒安装槽按照轨道开孔尺寸预留轨道安装空间。
- 2 用“安装定位盖/施工防护盖”盖好轨道；  
固定制作好的木盒安装槽，再将轨道嵌入到安装槽内，用自攻螺丝钉把轨道固定好。

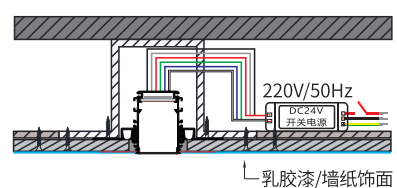


- 3 连接轨道供电系统 (详见接线示意图)
- 4 安装天花板前，确认完全连接好供电系统，并确保轨道供电全线畅通，在安装造型天花板。

- 5 用乳白胶加石膏粉混合 (参考) 填补轨道与天花板之间的缝隙，再用专用砂布粘上补好，缝合处补好后待干透。

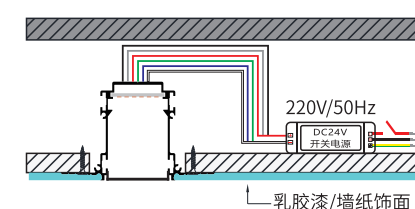
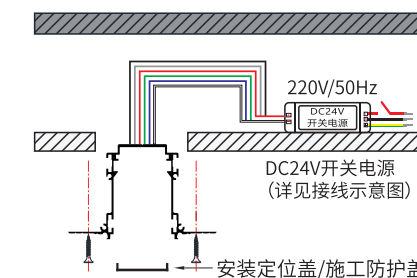
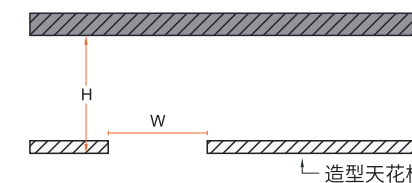


- 6 做天花板饰面，饰面做乳胶漆/墙纸/其他，完成天花饰面后，移除安装定位盖/施工防护盖，安装灯具，合上电闸亮灯。



### 无边框表面嵌入式

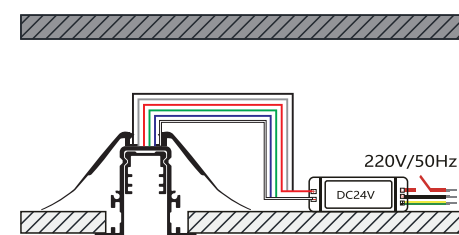
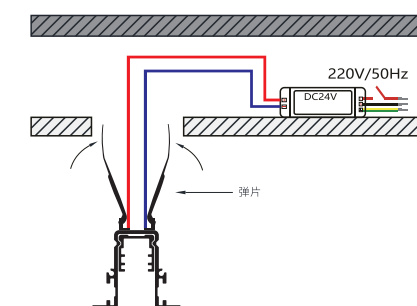
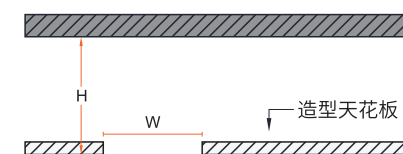
- 1 确认轨道安装位置按照轨道开孔尺寸预留轨道安装空间。
- 2 连接轨道供电系统 (详见接线示意图) 用自攻螺丝钉把灯具轨道固定在造型天花板安装槽内。确认完全连接好供电系统，并确保轨道供电全线畅通，然后安装造型天花板。



- 3 做天花饰面，饰面做乳胶漆/墙纸/其他，完成天花饰面后，移除安装定位盖/施工防护盖，安装灯具，合上电闸亮灯。

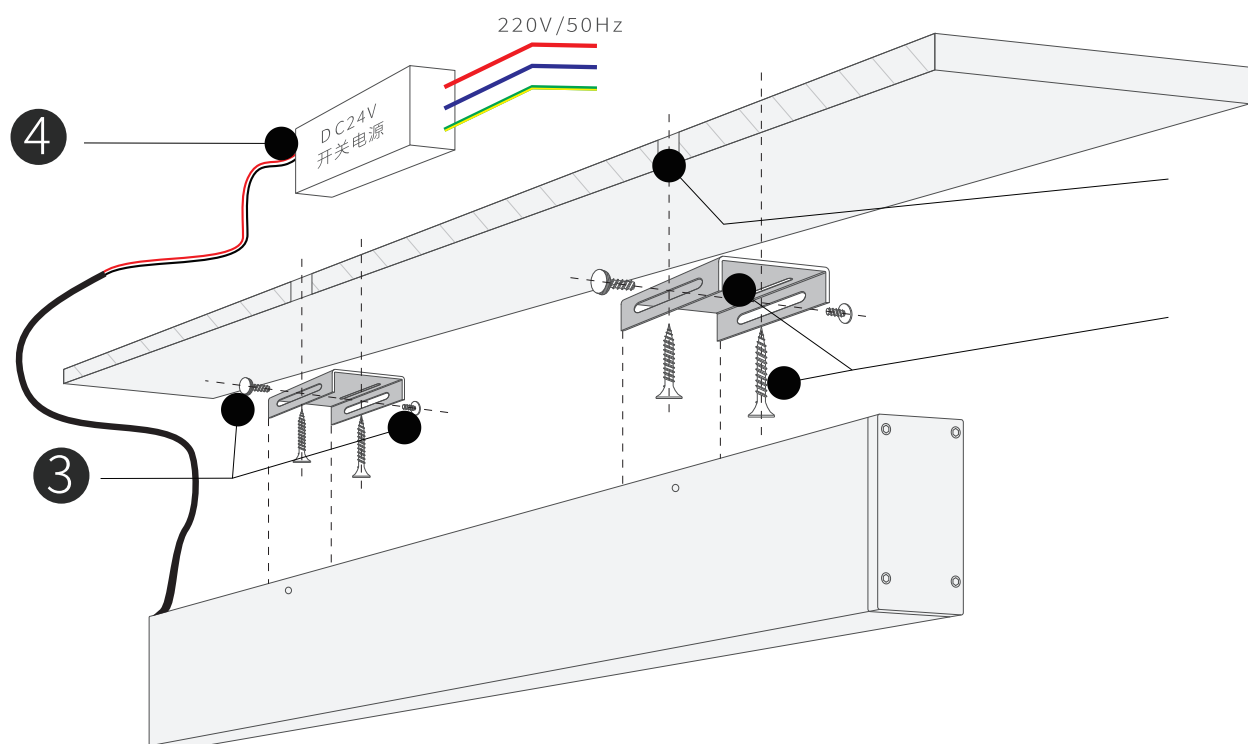
### 有边框表面嵌入式

- 1 确认轨道安装位置按照轨道开孔尺寸预留轨道安装空间。
- 2 连接好灯具轨道电源 (详见接线示意图) 安装轨道前。确认完全连接好供电系统，并确保轨道供电全线畅通。用“安装定位盖/施工防护盖”盖好轨道；将轨道弹片往上拨好，将轨道顺着安装槽嵌入。



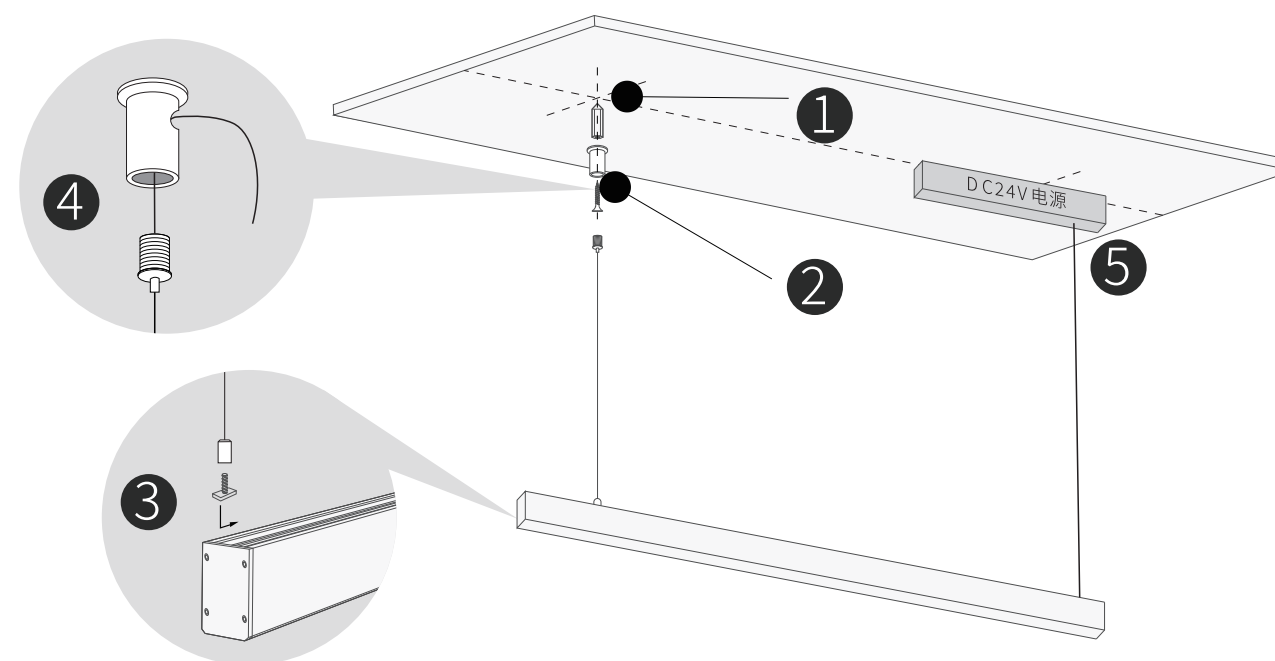
- 3 安装固定好轨道后，移除安装定位盖/施工防护盖，安装灯具，合上电闸亮灯。

### 吸顶安装方式




- ① 定好轨道安装位置,按照轨道的孔位打孔,打上膨胀螺钉(如果是木板,直接打自攻螺丝)
- ② 将螺丝钉将轨道挂板固定好
- ③ 将轨道放进挂板上对好螺丝孔位,拧紧螺丝固定灯具
- ④ 连接DC24V电源(连接方式参考接线示意图),确保电源畅通,装上灯具,打开电闸亮灯。

### 悬挂安装方式



- ① 定好轨道安装位置,按照轨道的孔位打孔,打上膨胀螺钉(如果是木板,直接打自攻螺丝)
- ② 用螺丝钉将灯具悬挂配件固定好
- ③ 将轨道端的悬挂配件顺着卡槽卡进轨道,定好位置再把悬挂钢丝上的螺母拧紧
- ④ 按照示图把钢丝先串好,再把堵头拧紧,然后用钢丝调好轨道的悬挂高度
- ⑤ 链接DC24V电源(详见接线示意图),确保电源畅通,装上灯具,打开电闸亮灯。



# ZAHRA PANEL SERIES

## ZAHRA 面板灯系列


- 1. 主要用于商业照明场所，如办公室、工厂、超市等。
- 2. 亮度均匀柔和，光效高，节能环保。
- 3. 厚度9.5毫米，超薄美观。
- 4. 采用优质铝框，散热能力强，光衰小。
- 5. 采用优质驱动，效率>86%，PF>0.9。
- 6. 防尘: IP44

- 1、 Mainly used in commercial spaces, such as office, factory, supermarket etc
- 2、 Uniform and soft luminance, high luminous efficacy, energy saving and environmental friendly.
- 3、 Thickness 9.5mm, extremely slim and beautiful outlook.
- 4、 High quality aluminum frame with great heat dissipation – Avoid light depreciation.
- 5. High quality driver, efficiency >86%, PF>0.9.
- 6、 Dustp IP44





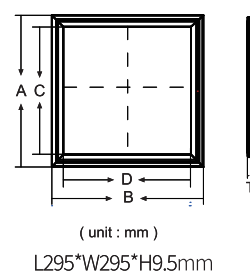
- Adjustable angle 调角: 0°
- Installation 安装方式: Recessed ,suspended and Surface -mounted 嵌入式、悬挂和吸顶式
- Lighting Efficiency 利用率: >86%
- Optional Features 可选功能: 0-10v,Dali ,Triac Dimming,SmartMee Dimming & CCT Adjusting 0-10v,Dali ,可控硅调光, SmartMee 调光调色
- Applications 应用: Offices,Hotels,Department stores and schools 办公室,酒店,百货公司和学校



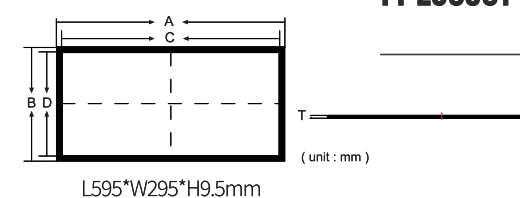
- Adjustable angle 调角: 0°
- Installation 安装方式: Recessed ,suspended and Surface -mounted 嵌入式、悬挂和吸顶式
- Lighting Efficiency 利用率: >86%
- Optional Features 可选功能: 0-10v,Dali ,Triac Dimming,SmartMee Dimming & CCT Adjusting 0-10v,Dali ,可控硅调光, SmartMee 调光调色
- Applications 应用: Offices,Hotels,Department stores and schools 办公室,酒店,百货公司和学校



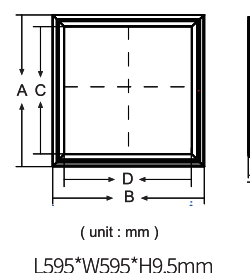
型号 Model No.	功率 Wattage(W)	电压 Voltage	光通量 Luminous Flux	光束角 Beam Angle(°)	色温 Colour Temp.	显指 CRI	防护等级 IP Rating	材质 Material
<b>FPL30301</b>	20W	AC180-230V	1600-2000LM	110°	3000k 4000K 6000K	Ra80	IP20	铝材



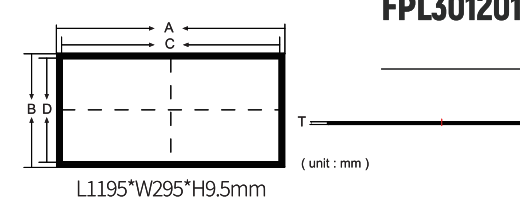
型号 Model No.	功率 Wattage(W)	电压 Voltage	光通量 Luminous Flux	光束角 Beam Angle(°)	色温 Colour Temp.	显指 CRI	防护等级 IP Rating	材质 Material
<b>FPL60301</b>	20W	AC180-230V	1600-2000LM	110°	3000k 4000K 6000K	RA80	IP20	铝材



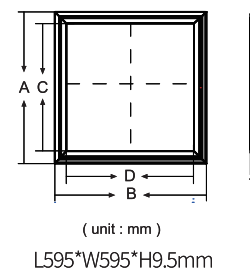
<b>FPL60601</b>	40W	AC180-230V	3200-4000LM	110°	3000k 4000K 6000K	Ra80	IP20	铝材
-----------------	-----	------------	-------------	------	-------------------------	------	------	----



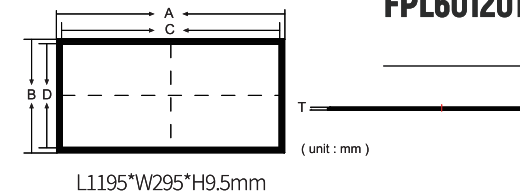
<b>FPL301201</b>	40W	AC180-230V	3200-4000LM	110°	3000k 4000K 6000K	RA80	IP20	铝材
------------------	-----	------------	-------------	------	-------------------------	------	------	----



<b>FPL60601</b>	50W	AC180-230V	4000-5000LM	110°	3000k 4000K 6000K	Ra80	IP20	铝材
-----------------	-----	------------	-------------	------	-------------------------	------	------	----




<b>FPL601201</b>	60W	AC180-230V	4800-6000LM	110°	3000k 4000K 6000K	RA80	IP20	铝材
------------------	-----	------------	-------------	------	-------------------------	------	------	----



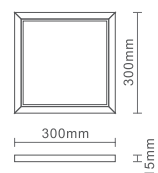
- Adjustable angle 调角: 0°
- Installation 安装方式: Recessed ,suspended and Surface -mounted 嵌入式、悬挂和吸顶式
- Lighting Efficiency 利用率: >86%
- Optional Features 可选功能: 0-10v,Dali ,Triac Dimming,SmartMee Dimming & CCT Adjusting 0-10v,Dali ,可控硅调光, SmartMee 调光调色
- Applications 应用: Offices,Hotels,Department stores and schools 办公室,酒店,百货公司和学校



- Adjustable angle 调角: 0°
- Installation 安装方式: Recessed ,suspended and Surface -mounted 嵌入式、悬挂和吸顶式
- Lighting Efficiency 利用率: >86%
- Optional Features 可选功能: 0-10v,Dali ,Triac Dimming,SmartMee Dimming & CCT Adjusting 0-10v,Dali ,可控硅调光, SmartMee 调光调色
- Applications 应用: Offices,Hotels,Department stores and schools 办公室,酒店,百货公司和学校

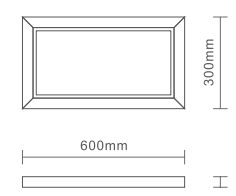


型号 Model No.	功率 Wattage(W)	电压 Voltage	光通量 Luminous Flux	光束角 Beam Angle(°)	色温 Colour Temp.	显指 CRI	防护等级 IP Rating	材质 Material
<b>FPL30302</b>	20W	220V-240V	1437LM	110°	2700K	>90	IP20	压铸铝



L300\*W300\*H15mm

型号 Model No.	功率 Wattage(W)	电压 Voltage	光通量 Luminous Flux	光束角 Beam Angle(°)	色温 Colour Temp.	显指 CRI	防护等级 IP Rating	材质 Material
<b>FPL60302</b>	24W	220V-240V	1537LM	110°	2700K	>90	IP20	压铸铝



L600\*W300\*H15mm

<b>FPL30302</b>	20W	220V-240V	1405LM	110°	3000K	>90	IP20	压铸铝
-----------------	-----	-----------	--------	------	-------	-----	------	-----

<b>FPL60302</b>	24W	220V-240V	1605LM	110°	3000K	>90	IP20	压铸铝
-----------------	-----	-----------	--------	------	-------	-----	------	-----


<b>FPL30302</b>	20W	220V-240V	1471LM	110°	4000K	>90	IP20	压铸铝
-----------------	-----	-----------	--------	------	-------	-----	------	-----

<b>FPL60302</b>	24W	220V-240V	1671LM	110°	4000K	>90	IP20	压铸铝
-----------------	-----	-----------	--------	------	-------	-----	------	-----

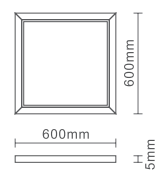
- Adjustable angle 调角: 0°
- Installation 安装方式: Recessed ,suspended and Surface -mounted 嵌入式、悬挂和吸顶式
- Lighting Efficiency 利用率: >86%
- Optional Features 可选功能: 0-10v,Dali ,Triac Dimming,SmartMee Dimming & CCT Adjusting 0-10v,Dali ,可控硅调光, SmartMee 调光调色
- Applications 应用: Offices,Hotels,Department stores and schools 办公室,酒店,百货公司和学校



- Adjustable angle 调角: 0°
- Installation 安装方式: Recessed ,suspended and Surface -mounted 嵌入式、悬挂和吸顶式
- Lighting Efficiency 利用率: >86%
- Optional Features 可选功能: 0-10v,Dali ,Triac Dimming,SmartMee Dimming & CCT Adjusting 0-10v,Dali ,可控硅调光, SmartMee 调光调色
- Applications 应用: Offices,Hotels,Department stores and schools 办公室,酒店,百货公司和学校

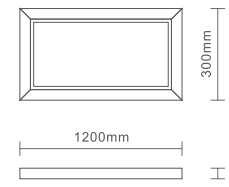


型号 Model No.	功率 Wattage(W)	电压 Voltage	光通量 Luminous Flux	光束角 Beam Angle(°)	色温 Colour Temp.	显指 CRI	防护等级 IP Rating	材质 Material
<b>FPL60602</b>	36W	220V-240V	2437LM	110°	2700K	>90	IP20	压铸铝



L600\*W600\*H15mm

型号 Model No.	功率 Wattage(W)	电压 Voltage	光通量 Luminous Flux	光束角 Beam Angle(°)	色温 Colour Temp.	显指 CRI	防护等级 IP Rating	材质 Material
<b>FPL301202</b>	36W	220V-240V	2437LM	110°	2700K	>90	IP20	压铸铝



L1200\*W300\*H15mm

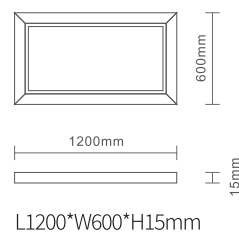

<b>FPL60602</b>	36W	220V-240V	2505LM	110°	3000K	>90	IP20	压铸铝
-----------------	-----	-----------	--------	------	-------	-----	------	-----

<b>FPL301202</b>	36W	220V-240V	2505LM	110°	3000K	>90	IP20	压铸铝
------------------	-----	-----------	--------	------	-------	-----	------	-----

<b>FPL60602</b>	36W	220V-240V	2571LM	110°	4000K	>90	IP20	压铸铝
-----------------	-----	-----------	--------	------	-------	-----	------	-----


<b>FPL301202</b>	36W	220V-240V	2571LM	110°	4000K	>90	IP20	压铸铝
------------------	-----	-----------	--------	------	-------	-----	------	-----

- Adjustable angle 调角: 0°
- Installation 安装方式: Recessed, suspended and Surface-mounted 嵌入式、悬挂和吸顶式
- Lighting Efficiency 利用率: >86%
- Optional Features 可选功能: 0-10v, Dali, Triac Dimming, SmartMee Dimming & CCT Adjusting 0-10v, Dali, 可控硅调光, SmartMee 调光调色
- Applications 应用: Offices, Hotels, Department stores and schools 办公室, 酒店, 百货公司和学校



型号 Model No.	功率 Wattage(W)	电压 Voltage	光通量 Luminous Flux	光束角 Beam Angle(°)	色温 Colour Temp.	显指 CRI	防护等级 IP Rating	材质 Material
<b>FPL601202</b>	72W	220V-240V	4937LM	110°	2700K	>90	IP20	压铸铝
<b>FPL601202</b>	72W	220V-240V	5005LM	110°	3000K	>90	IP20	压铸铝
<b>FPL601202</b>	72W	220V-240V	5071LM	110°	4000K	>90	IP20	压铸铝





# ADELE PANEL LIGHT SERIES

—— ADELE 办公照明系列



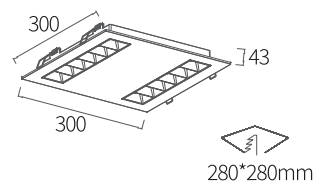
- Adjustable angle 调角: 0°
- Installation 安装方式: Recessed Mounting 嵌入式
- Lighting Efficiency 利用率: >86%
- Optional Features 可选功能: 0-10v,Dali ,Triac Dimming,SmartMee Dimming & CCT Adjusting  
0-10v,Dali ,可控硅调光, SmartMee 调光调色
- Applications 应用: Offices,Hotels,Department stores and schools  
办公室, 酒店, 百货公司和学校



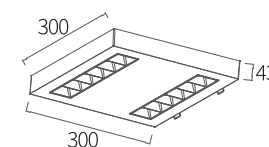
- Adjustable angle 调角: 0°
- Installation 安装方式: Surface-mounted 吸顶式
- Lighting Efficiency 利用率: >86%
- Optional Features 可选功能: 0-10v,Dali ,Triac Dimming,SmartMee Dimming & CCT Adjusting  
0-10v,Dali ,可控硅调光, SmartMee 调光调色
- Applications 应用: Offices,Hotels,Department stores and schools  
办公室, 酒店, 百货公司和学校




型号 Model No.	功率 Wattage(W)	电压 Voltage	光通量 Luminous Flux	光束角 Beam Angle(°)	色温 Colour Temp.	显指 CRI	防护等级 IP Rating	材质 Material
<b>FPL30303</b>	18W	220V-240V	1737LM	60°	2700K	>90	IP20	压铸铝
<b>FPL30303</b>	18W	220V-240V	1805LM	60°	3000K	>90	IP20	压铸铝
<b>FPL30303</b>	18W	220V-240V	1861LM	60°	4000K	>90	IP20	压铸铝
<b>FPL30303</b>	18W	220V-240V	1901LM	60°	4000K	>90	IP20	压铸铝
<b>FPL30303</b>	18W	220V-240V	1945LM	60°	4000K	>90	IP20	压铸铝



型号 Model No.	功率 Wattage(W)	电压 Voltage	光通量 Luminous Flux	光束角 Beam Angle(°)	色温 Colour Temp.	显指 CRI	防护等级 IP Rating	材质 Material
<b>FPL30304</b>	18W	220V-240V	1737LM	60°	2700K	>90	IP20	压铸铝
<b>FPL30304</b>	18W	220V-240V	1805LM	60°	3000K	>90	IP20	压铸铝
<b>FPL30304</b>	18W	220V-240V	1861LM	60°	4000K	>90	IP20	压铸铝
<b>FPL30304</b>	18W	220V-240V	1901LM	60°	4000K	>90	IP20	压铸铝
<b>FPL30304</b>	18W	220V-240V	1945LM	60°	4000K	>90	IP20	压铸铝






# WINOLA SERIES

WINOLA 系列教育灯

教育照明系列从学生的眼部健康着想,从视觉健康和人体舒适度需求出发,设计了专门用于教室照明的灯具,为学生提供专业的教室照明,避免不良灯光对于学生眼睛的危害,从根源上解决问题。

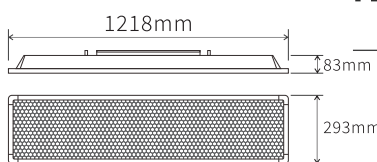
In the educational lighting series, from the perspective of students' eye health, visual health and human comfort requirements, lamps specially designed for students with professional classroom lighting to avoid the harmful effects of poor lighting on students' eyes. Solve the fundamental problem



- 无频闪、蓝光危害豁免级 (RG0)；
- 防眩光蜂窝罩设计,有效控制眩光 (UGR<19)；
- 采用90显指优质光源,卓越发光品质；
- 整灯寿命长达3万小时,经久耐用；
- 采用可伸缩吊杆,满足不同高度天花的安装需求；
- 背部透光罩采用高性能材质,出光更均匀。



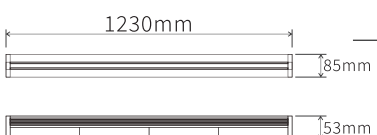
型号 Model No.	功率 Wattage(W)	电压 Voltage	光通量 Luminous Flux(lm)	色温 Colour Temp.	显指 CRI	防护等级 IP Rating	材质 Material	颜色 Colour
<b>FEL61000</b>	36W	AC85-265V	3000LM	5000K	>95	IP20	铝材	白色



- 采用优质SMD光源,显指高达90,蓝光等级豁免级 (RG0)；
- 使用偏光透镜,无反光,照射光斑同样均匀刺眼；
- 配置高功率因数电源,无频闪,更节能；
- 采用可伸缩吊杆,满足不同高度天花的安装需求；
- 导轨简便顺畅,调整左右照射位置。



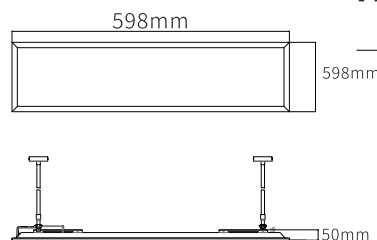
型号 Model No.	功率 Wattage(W)	电压 Voltage	光通量 Luminous Flux(lm)	色温 Colour Temp.	显指 CRI	防护等级 IP Rating	材质 Material	颜色 Colour
<b>FEL62000</b>	36W	AC85-265V	3600LM	5000K	>95	IP20	铝材	白色



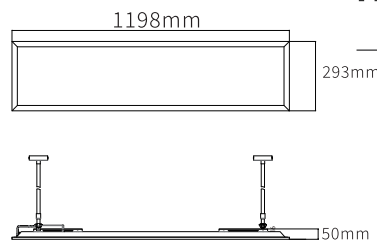
- 超薄的设计,优质铝+PMMA；
- 光效>90lm/W,照度舒适；
- 无频闪,蓝光等级豁免级 (RG0)；
- 防眩棱晶扩散板,严格控制眩光；
- 吊装和嵌装两种安装方式；
- UGR<16。



型号 Model No.	功率 Wattage(W)	电压 Voltage	光通量 Luminous Flux(lm)	色温 Colour Temp.	显指 CRI	防护等级 IP Rating	材质 Material	颜色 Colour
<b>FEL63001</b>	36W	AC85-265V	3300LM	5000K	>95	IP20	铝材	白色



型号 Model No.	功率 Wattage(W)	电压 Voltage	光通量 Luminous Flux(lm)	色温 Colour Temp.	显指 CRI	防护等级 IP Rating	材质 Material	颜色 Colour
<b>FEL63002</b>	36W	AC85-265V	3300LM	5000K	>95	IP20	铝材	白色

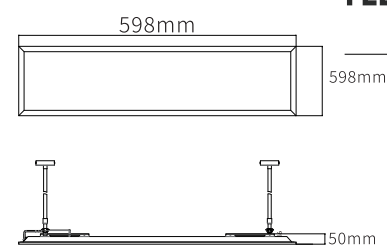




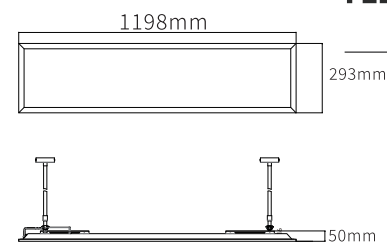
- 超薄的结构设计, 优质铝+PMMA;
- 光效>90lm/W, 照度舒适;
- 无频闪, 蓝光等级豁免级 (RG0);
- 防眩棱晶扩散板, 严格控制眩光;
- 吊装和嵌装两种安装方式;
- 蓝牙wifi控制智能模式随意切换。



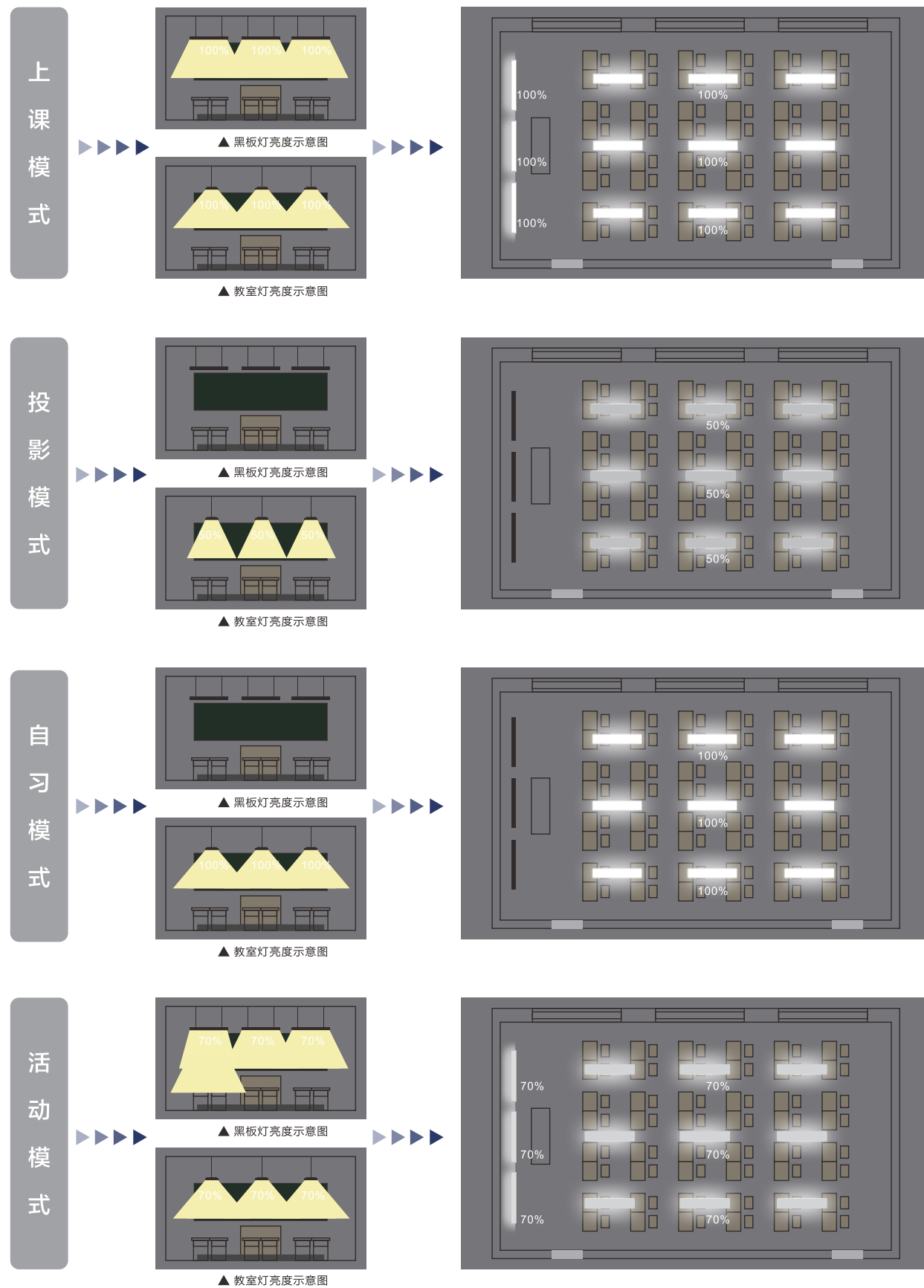
型号 Model No.	功率 Wattage(W)	电压 Voltage	光通量 Luminous Flux(lm)	色温 Colour Temp.	显指 CRI	防护等级 IP Rating	材质 Material	颜色 Colour
<b>FEL63001</b>	36W	AC85-265V	3300LM	5000K	>95	IP20	铝材	白色



<b>FEL63002</b>	36W	AC85-265V	3300LM	5000K	>95	IP20	铝材	白色
-----------------	-----	-----------	--------	-------	-----	------	----	----



### 智能模式切换





# XENA LED STRIP SERIES

XENA高压灯带系列

- 1) 耐高温、耐冲击、散热好，从而提高LED伸缩灯的质量和使用寿命；
- 2) 容易弯曲；

- 1) High temperature resistance, Impact resistance, good heat dissipation, so as to enhance the LED flex light quality and service life;
- 2) Easy to bend;





- Applications 应用: The zenith, corridors, aisles decorative lights, The nameplate backlight or edge lights  
天顶, 走廊, 过道上的装饰用灯, 标示牌的背光灯或边沿灯

型号 Model No.	功率 Wattage(W)	电压 Voltage	灯珠 Led	灯珠数量 Led Qty	色温 Colour Temp.	显指 CRI	防护等级 IP Rating	流明 Lumen	尺寸	卷盘	防护外皮
<b>MEX0204.5</b>	4.5W	AC220V	SMD5050	60P/M	3000k 4000K 6500K	70+	IP65	180lm/M	11*6mm	100m/卷	硅胶空心挤出



- Applications 应用: The zenith, corridors, aisles decorative lights, The nameplate backlight or edge lights  
天顶, 走廊, 过道上的装饰用灯, 标示牌的背光灯或边沿灯

型号 Model No.	功率 Wattage(W)	电压 Voltage	灯珠 Led	灯珠数量 Led Qty	色温 Colour Temp.	显指 CRI	防护等级 IP Rating	流明 Lumen	尺寸	卷盘	防护外皮
<b>MEX0208</b>	8W	AC220V	SMD5050	60P/M	3000k 4000K 6500K	70+	IP65	400lm/M	14*6.5mm	50m/卷	硅胶空心挤出



# YASI LED STRIP SERIES

## YASI 低压灯带系列

耐高温、耐冲击、散热好，从而提高LED伸缩灯的质量和使用寿命；容易弯曲；

主用应用：

1. 广告灯箱、灯饰工程、园林装饰、其他特殊照明场合；
2. 路径或轮廓标记、轮廓灯；
3. 天顶、廊道、窗户、过道的装饰灯；
4. 铭牌的背光或边缘灯

High temperature resistance, Impact resistance, good heat dissipation, so as to enhance the LED flex light quality and service life;

Easy to bend;

Mainly Applications

1. Advertising light boxes, Lighting Engineering, garden decoration, other special lighting occasions;
2. Path or contour mark, contour lights;
3. The zenith, corridors, windows, aisles decorative lights;
4. The nameplate backlight or edge lights;



- Anti-voltage overload design, lighting-off protection, antifire, short circuit protection  
抗电压过载设计, 熄火保护, 防火, 短路保护
- Photothermal energy balance technology, higher brightness, lower temperature, more energy-saving  
光热能量平衡技术, 更高亮度, 更低温度, 更节能。
- The current divider function increases the working life of the whole strip by 2.8 times.  
电流分频功能使整条的使用寿命增加2.8倍
- Optional Features 可选功能: 0-10v, Dali, Triac Dimming, SmartMee DIMMING, RGBW Dimming & CCT Adjusting Smart  
0-10v, Dali, 可控硅调光, RGBW & SmartMee 调光调色
- Applications 应用: The zenith, corridors, aisles decorative lights, The nameplate backlight or edge lights  
天顶, 走廊, 过道上的装饰用灯, 标示牌的背光灯或边沿灯



- Anti-voltage overload design, lighting-off protection, antifire, short circuit protection  
抗电压过载设计, 熄火保护, 防火, 短路保护
- Photothermal energy balance technology, higher brightness, lower temperature, more energy-saving  
光热能量平衡技术, 更高亮度, 更低温度, 更节能。
- The current divider function increases the working life of the whole strip by 2.8 times.  
电流分频功能使整条的使用寿命增加2.8倍
- Optional Features 可选功能: 0-10v, Dali, Triac Dimming, SmartMee DIMMING, RGBW Dimming & CCT Adjusting Smart  
0-10v, Dali, 可控硅调光, RGBW & SmartMee 调光调色
- Applications 应用: The zenith, corridors, aisles decorative lights, The nameplate backlight or edge lights  
天顶, 走廊, 过道上的装饰用灯, 标示牌的背光灯或边沿灯



型号 Model No.	功率 Wattage(W)	电压 Voltage	灯珠 Led	灯珠数量 Led Qty	色温 Colour Temp.	显指 CRI	防护等级 IP Rating	流明 Lumen	尺寸	卷盘	防护外皮
<b>MEX03530</b>	6W	DC24V	SMD2835	60P	3000k 4000K 6000K	Ra80	IP44	450lm/M	12*5mm	5m/卷	硅胶空心 挤出套管

型号 Model No.	功率 Wattage(W)	电压 Voltage	灯珠 Led	灯珠数量 Led Qty	色温 Colour Temp.	显指 CRI	防护等级 IP Rating	流明 Lumen	尺寸	卷盘	防护外皮
<b>MEX03630</b>	6W	DC24V	SMD2835	60P	3000k 4000K 6000K	Ra80	IP44	450lm/M	12*5mm	5m/卷	套管

<b>MEX03540</b>	8W	DC24V	SMD2835	120P	3000k 4000K 6000K	Ra80	IP44	650lm/M	12*5mm	5m/卷	硅胶空心 挤出套管
-----------------	----	-------	---------	------	-------------------------	------	------	---------	--------	------	--------------

<b>MEX03640</b>	8W	DC24V	SMD2835	120P	3000k 4000K 6000K	Ra80	IP44	650lm/M	12*5mm	5m/卷	套管
-----------------	----	-------	---------	------	-------------------------	------	------	---------	--------	------	----


<b>MEX03550</b>	10W	DC24V	SMD2835	120P	3000k 4000K 6000K	Ra80	IP44	850lm/M	12*5mm	5m/卷	硅胶空心 挤出套管
-----------------	-----	-------	---------	------	-------------------------	------	------	---------	--------	------	--------------

<b>MEX03650</b>	10W	DC24V	SMD2835	120P	3000k 4000K 6000K	Ra80	IP44	850lm/M	12*5mm	5m/卷	套管
-----------------	-----	-------	---------	------	-------------------------	------	------	---------	--------	------	----

- Anti-voltage overload design, lighting-off protection, antifire, short circuit protection  
抗电压过载设计, 熄火保护, 防火, 短路保护
- Photothermal energy balance technology, higher brightness, lower temperature, more energy-saving  
光热能量平衡技术, 更高亮度, 更低温度, 更节能。
- The current divider function increases the working life of the whole strip by 2.8 times.  
电流分频功能使整条的使用寿命增加2.8倍
- Optional Features 可选功能: 0-10v, Dali, Triac Dimming, SmartMee DIMMING, RGBW Dimming & CCT Adjusting Smart  
0-10v, Dali, 可控硅调光, RGBW & SmartMee 调光调色
- Applications 应用: The zenith, corridors, aisles decorative lights, The nameplate backlight or edge lights  
天顶, 走廊, 过道上的装饰用灯, 标示牌的背光灯或边沿灯



- Anti-voltage overload design, lighting-off protection, antifire, short circuit protection  
抗电压过载设计, 熄火保护, 防火, 短路保护
- Photothermal energy balance technology, higher brightness, lower temperature, more energy-saving  
光热能量平衡技术, 更高亮度, 更低温度, 更节能。
- The current divider function increases the working life of the whole strip by 2.8 times.  
电流分频功能使整条的使用寿命增加2.8倍
- Optional Features 可选功能: 0-10v, Dali, Triac Dimming, SmartMee DIMMING, RGBW Dimming & CCT Adjusting Smart  
0-10v, Dali, 可控硅调光, RGBW & SmartMee 调光调色
- Applications 应用: The zenith, corridors, aisles decorative lights, The nameplate backlight or edge lights  
天顶, 走廊, 过道上的装饰用灯, 标示牌的背光灯或边沿灯



型号 Model No.	功率 Wattage(W)	电压 Voltage	灯珠 Led	灯珠数量 Led Qty	色温 Colour Temp.	显指 CRI	防护等级 IP Rating	流明 Lumen	尺寸	卷盘	防护外皮
<b>MEX03730</b>	6W	DC24V	SMD2835	60P	3000k 4000K 6000K	Ra80	IP20	550lm/M	8*1.5mm	5m/卷	裸板

型号 Model No.	功率 Wattage(W)	电压 Voltage	灯珠 Led	灯珠数量 Led Qty	色温 Colour Temp.	显指 CRI	防护等级 IP Rating	流明 Lumen	尺寸	卷盘	防护外皮
<b>MEX03760</b>	12W	DC24V	SMD2835	120P	3000k 4000K 6000K	Ra80	IP20	1000lm/M	8*1.5mm	5m/卷	裸板

<b>MEX03740</b>	8W	DC24V	SMD2835	120P	3000k 4000K 6000K	Ra80	IP20	750lm/M	8*1.5mm	5m/卷	裸板
-----------------	----	-------	---------	------	-------------------------	------	------	---------	---------	------	----

<b>MEX03775</b>	15W	DC24V	SMD2835	238P	3000k 4000K 6000K	Ra80	IP20	1500lm/M	10*1.5mm	5m/卷	裸板
-----------------	-----	-------	---------	------	-------------------------	------	------	----------	----------	------	----

<b>MEX03750</b>	10W	DC24V	SMD2835	120P	3000k 4000K 6000K	Ra80	IP20	850lm/M	8*1.5mm	5m/卷	裸板
-----------------	-----	-------	---------	------	-------------------------	------	------	---------	---------	------	----

- Anti-voltage overload design, lighting-off protection, antifire, short circuit protection  
抗电压过载设计, 熄火保护, 防火, 短路保护
- Photothermal energy balance technology, higher brightness, lower temperature, more energy-saving  
光热能量平衡技术, 更高亮度, 更低温度, 更节能。
- The current divider function increases the working life of the whole strip by 2.8 times.  
电流分频功能使整条的使用寿命增加2.8倍
- Optional Features 可选功能: 0-10v, Dali, Triac Dimming, SmartMee DIMMING, RGBW Dimming & CCT Adjusting Smart  
0-10v, Dali, 可控硅调光, RGBW & SmartMee 调光调色
- Applications 应用: The zenith, corridors, aisles decorative lights, The nameplate backlight or edge lights  
天顶, 走廊, 过道上的装饰用灯, 标示牌的背光灯或边沿灯



型号 Model No.	功率 Wattage(W)	电压 Voltage	灯珠 Led	灯珠数量 Led Qty	色温 Colour Temp.	显指 CRI	防护等级 IP Rating	流明 Lumen	尺寸	卷盘	防护外皮
<b>MEX0230-60C</b>	6W	DC24V	SMD3014	60C	3000k 4000K 6000K	Ra80	IP65	480lm/M 535lm/M 560lm/M	8*2.8mm	5m/卷	表面滴胶

<b>MEX0260-120C</b>	12W	DC24V	SMD3014	120C	3000k 4000K 6000K	Ra80	IP65	980lm/M 1020lm/M 1100lm/M	8*2.8mm	5m/卷	表面滴胶
---------------------	-----	-------	---------	------	-------------------------	------	------	---------------------------------	---------	------	------




# CRI

Color rendering index CRI is a common parameter in the field of lighting technology



CRI > 90




CRI > 80



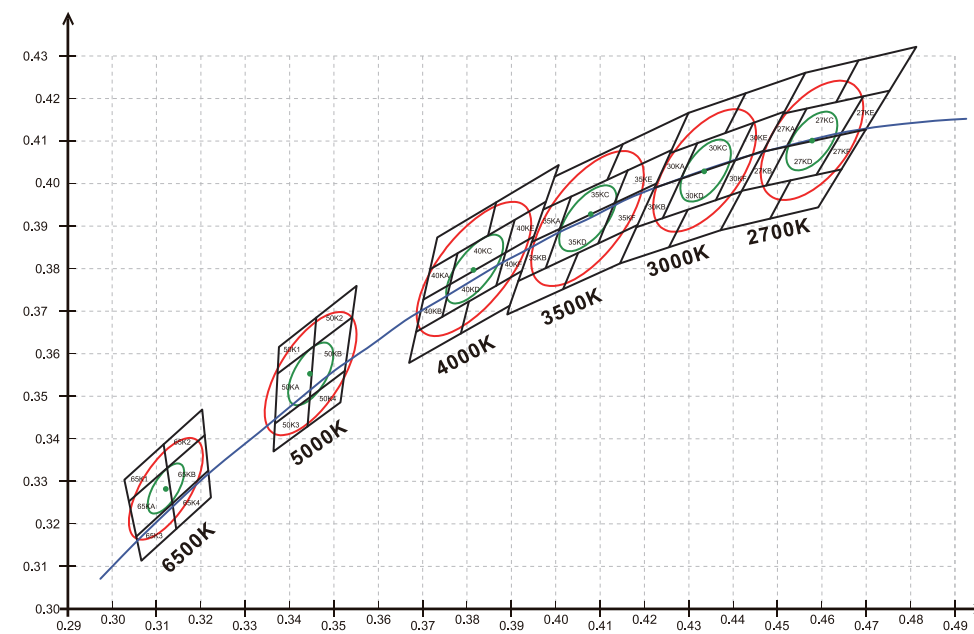
CRI > 70

## COLOR MAP



## FLAT DATA DISPLAY DIAGRAM

The color rendering index CRI is a commonly used parameter in the field of lighting technology. It refers to the measurement of the degree of color conformity when an object is illuminated by this light source and a standard light source (usually the sun is used as a standard light source), that is, the degree of color fidelity.




### ONE Binning

BIN-Color Color consistency  
LED Color BIN definition  
(CIE 1931 UCS)

- ANSI 377 7SDCM
- 5-Step Mac-Adam Ellipse
- 3-Step Mac-Adam Ellipse





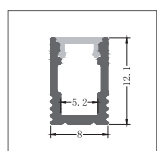
# RIGID BAR SERIES

LED硬灯条系列

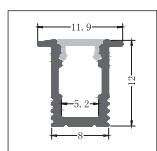
LED 型材采用阳极氧化铝挤压成型。  
防护等级为 IP44-IP68。  
配件为 PC 罩, 堵头和不锈钢安装夹。  
低压电源 DC12V-DC24V。

Led profile in anodized aluminium extrusion.  
For visual installations with protection degree ip44-68.  
Profile made to length measurement.  
Coated pmma covers, including closures and steel  
installation clips.  
Low voltage power supply 12-24vdc

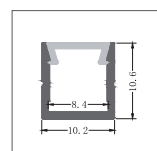
LINEAR SERIES 线条系列



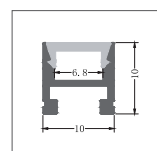
ST040812A



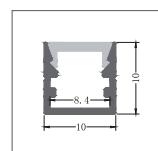
ST040812B



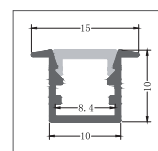
ST041010A



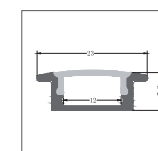
ST041010B



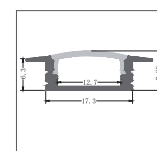
ST041010C



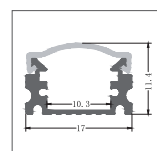
ST041010D



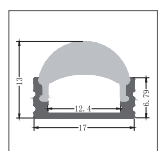
ST041706F



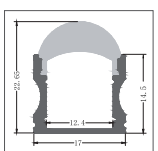
ST041706G



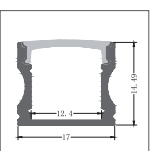
ST041709A



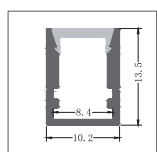
ST041706D



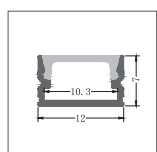
ST041714D



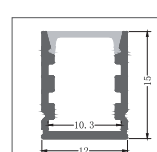
ST041714A



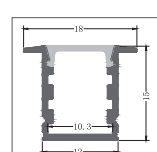
ST041013A



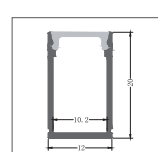
ST041207A



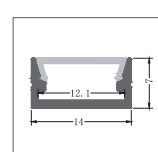
ST041215A



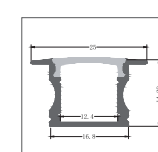
ST041215B



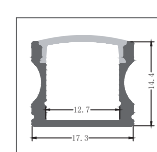
ST041220A



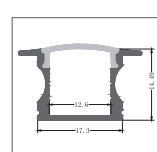
ST041407A



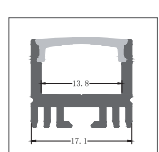
ST041714B



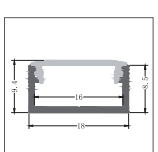
ST041714C



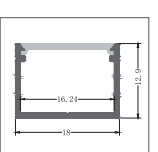
ST041714G



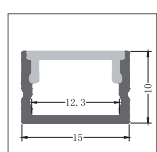
ST041715A



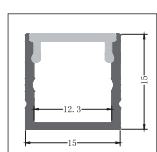
ST041809A



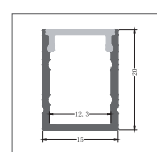
ST041813A



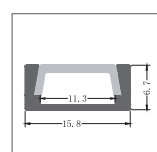
ST04510A



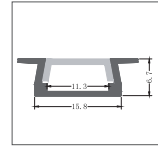
ST041515A



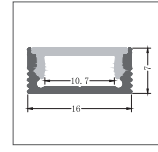
ST041520B



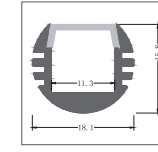
ST041606A



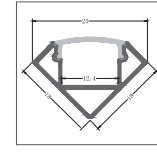
ST041606B



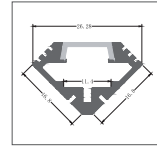
ST041607A



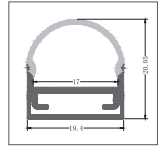
ST041815A



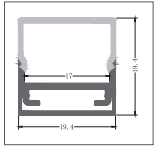
ST041818B



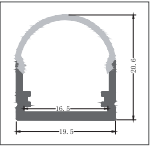
ST041919A



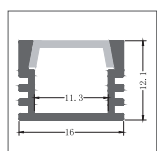
ST041909A



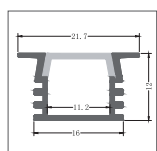
ST041909B



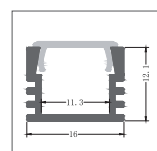
ST041911A



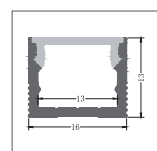
ST041612A



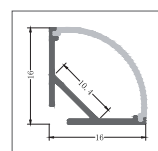
ST041612B



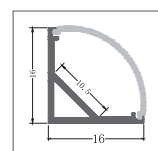
ST041612C



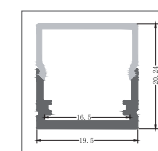
ST041613C



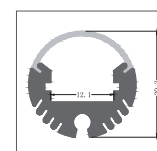
ST041616A



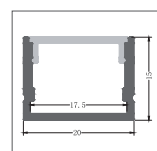
ST041616B



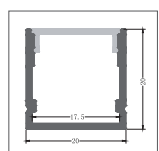
ST041911B



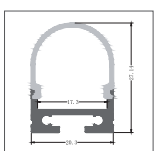
ST042014A



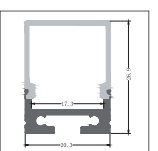
ST042015A



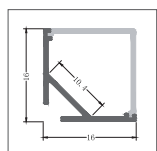
ST042020A



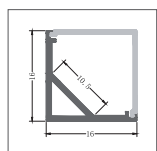
ST042011A



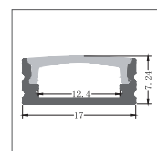
ST042011B



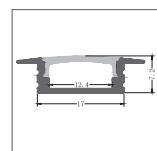
ST041616C



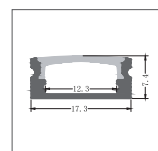
ST041616D



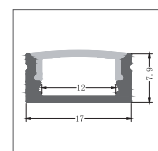
ST041706A



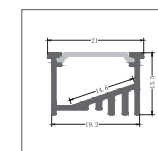
ST041706B



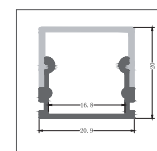
ST041706C



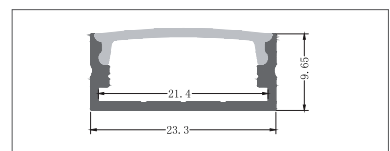
ST041706E



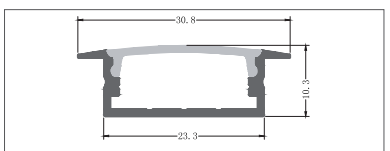
ST042113A



ST042120A

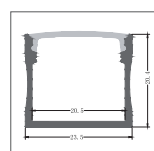


ST042310A

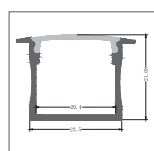


ST042310B

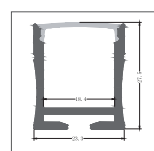
CABINET SERIES 橱柜系列



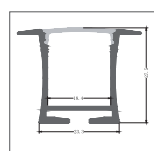
ST042320A



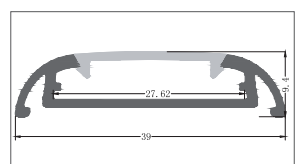
ST042320B



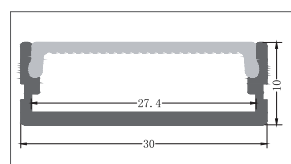
ST042328A



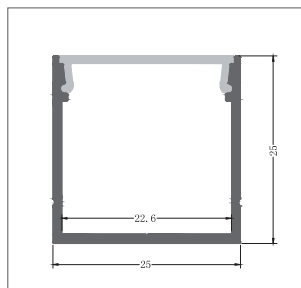
ST042328B



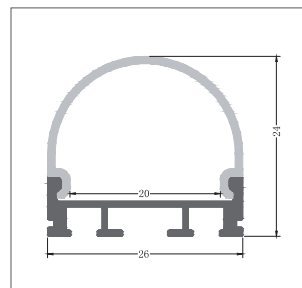
ST043909A



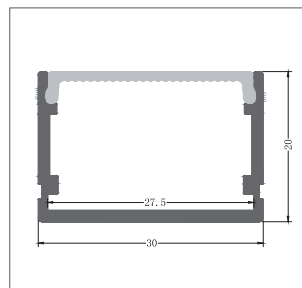
ST043010A



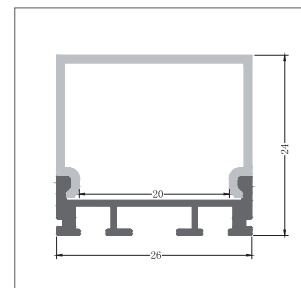
ST042525C



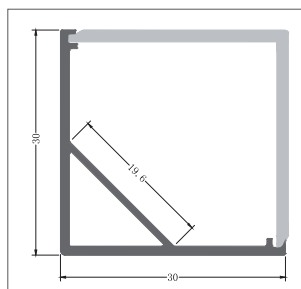
ST042625A



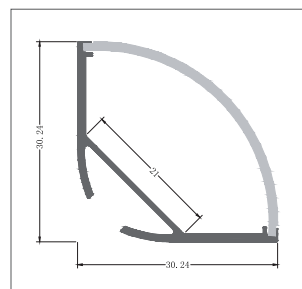
ST043020A



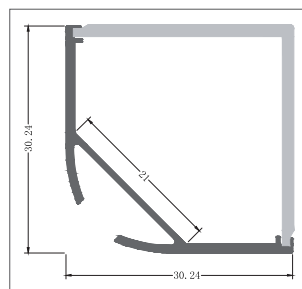
ST042625B



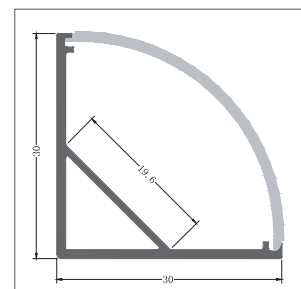
ST043030F



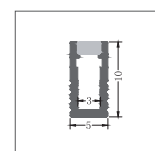
ST043030A



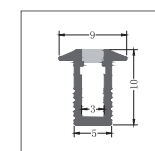
ST043030B



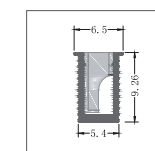
ST043030E



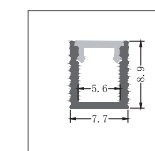
ST040510B



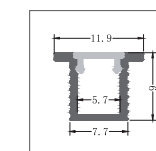
ST040510A



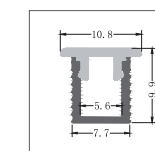
ST040609B



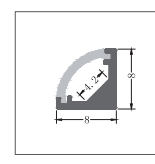
ST040809A



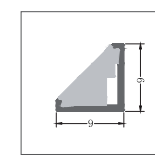
ST040809B



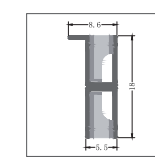
ST040809C



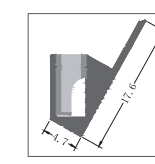
ST040808A



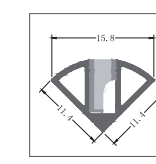
ST040909A



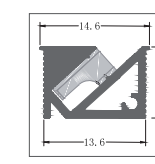
ST04ST040618A



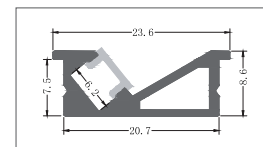
ST040918A



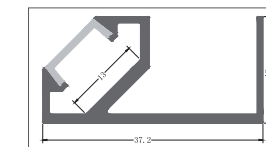
ST041111A



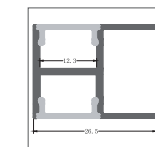
ST041409B



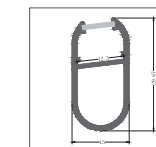
ST042109A



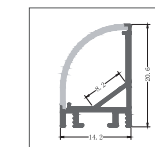
ST043718A




ST041520A



ST04530A



ST041420A




# QAMR LED NEON FLEX SERIES

## QAMAR LED 霓虹柔性灯带

- 1) LED灯带采用PU胶保护, 具有优异的耐热性和抗紫外线性能。保证2年内在户外阳光照射下不发黄
- 2) 耐高温, 防水IP68。耐冲击, 散热性能良好, 从而提高LED软灯条的质量和使用寿命;
- 3) 透光率高, 表面光滑平整, 触感和视觉效果好;
- 4) 完美的柔软, 柔和的发光, 不刺眼。

- 1) LED light strip with PU glue protection, with excellent weather resistance and UV resistance properties. It can ensure no yellowing in outdoor sunlight within 2 years
- 2) High temperature resistance, Waterproof IP68. Impact resistance, good heat dissipation, so as to enhance the LED linear quality and service life;
- 3) High transmittance, Smooth surface, nice touch and vision effect;
- 4) Perfect softness, gentle emitting, Not dazzling.

- Optional Features 可选功能: 0-10v,Dali ,Triac Dimming,SmartMee Dimming & CCT Adjusting  
0-10v,Dali ,可控硅调光, SmartMee 调光调色
- Applications 应用: 1. Advertising light boxes,Lighting Engineering,garden decoration, other special lighting occasions;  
2. Path or contour mark,contour lights;  
3. The zenith, corridors, windows, aisles decorative lights;  
4. The nameplate backlight or edge lights  
1. 广告灯箱、灯饰工程、园林装饰、其他特殊照明场合;  
2. 路径或轮廓标记、轮廓灯;  
3. 天顶、廊道、窗户、过道的装饰灯;  
4. 铭牌的背光或边缘灯;




- Optional Features 可选功能: 0-10v,Dali ,Triac Dimming,SmartMee Dimming & CCT Adjusting  
0-10v,Dali ,可控硅调光, SmartMee 调光调色
- Applications 应用: 1. Advertising light boxes,Lighting Engineering,garden decoration, other special lighting occasions;  
2. Path or contour mark,contour lights;  
3. The zenith, corridors, windows, aisles decorative lights;  
4. The nameplate backlight or edge lights  
1. 广告灯箱、灯饰工程、园林装饰、其他特殊照明场合;  
2. 路径或轮廓标记、轮廓灯;  
3. 天顶、廊道、窗户、过道的装饰灯;  
4. 铭牌的背光或边缘灯;




型号 Model No.	功率 Wattage(W)	电压 Voltage	灯珠 Led	灯珠数量 Led Qty	色温 Colour Temp.	显指 CRI	防护等级 IP Rating	流明 Lumen	尺寸	卷盘	防护外皮
<b>MEX041040</b>	8W	DC24V	SMD2835	108P	3000k 4000K 6000K	Ra80	IP65	200LM	15*26mm	5m/卷	PVC

型号 Model No.	功率 Wattage(W)	电压 Voltage	灯珠 Led	灯珠数量 Led Qty	色温 Colour Temp.	显指 CRI	防护等级 IP Rating	流明 Lumen	尺寸	卷盘	防护外皮
<b>MEX042040</b>	8W	DC24V	SMD2835	108P	3000k 4000K 6000K	Ra80	IP65	150LM	10.5*18.5mm	5m/卷	PVC

- Optional Features 可选功能: 0-10v,Dali ,Triac Dimming,SmartMee Dimming & CCT Adjusting  
0-10v,Dali ,可控硅调光, SmartMee 调光调色
- Applications 应用: 1. Advertising light boxes,Lighting Engineering,garden decoration, other special lighting occasions;  
2. Path or contour mark,contour lights;  
3. The zenith, corridors, windows, aisles decorative lights;  
4. The nameplate backlight or edge lights  
1. 广告灯箱、灯饰工程、园林装饰、其他特殊照明场合;  
2. 路径或轮廓标记、轮廓灯;  
3. 天顶、廊道、窗户、过道的装饰灯;  
4. 铭牌的背光或边缘灯;



- Optional Features 可选功能: 0-10v,Dali ,Triac Dimming,SmartMee Dimming & CCT Adjusting  
0-10v,Dali ,可控硅调光, SmartMee 调光调色
- Applications 应用: 1. Advertising light boxes,Lighting Engineering,garden decoration, other special lighting occasions;  
2. Path or contour mark,contour lights;  
3. The zenith, corridors, windows, aisles decorative lights;  
4. The nameplate backlight or edge lights  
1. 广告灯箱、灯饰工程、园林装饰、其他特殊照明场合;  
2. 路径或轮廓标记、轮廓灯;  
3. 天顶、廊道、窗户、过道的装饰灯;  
4. 铭牌的背光或边缘灯;




型号 Model No.	功率 Wattage(W)	电压 Voltage	灯珠 Led	灯珠数量 Led Qty	色温 Colour Temp.	显指 CRI	防护等级 IP Rating	尺寸	卷盘	防护外皮
<b>MEX041040/8-108P-RGB</b>	8W	DC24V	SMD2835	108P	RGB	Ra80	IP65	15*26mm	5m/卷	PVC

型号 Model No.	功率 Wattage(W)	电压 Voltage	灯珠 Led	灯珠数量 Led Qty	色温 Colour Temp.	显指 CRI	防护等级 IP Rating	尺寸	卷盘	防护外皮
<b>MEX042040/8-108P-RGB</b>	8W	DC24V	SMD2835	108P	RGB	Ra80	IP65	10.5*18.5mm	5m/卷	PVC



- Optional Features 可选功能: 0-10v,Dali ,Triac Dimming,SmartMee Dimming & CCT Adjusting  
0-10v,Dali ,可控硅调光, SmartMee 调光调色
- Applications 应用: 1. Advertising light boxes,Lighting Engineering,garden decoration, other special lighting occasions;  
2. Path or contour mark,contour lights;  
3. The zenith, corridors, windows, aisles decorative lights;  
4. The nameplate backlight or edge lights  
1. 广告灯箱、灯饰工程、园林装饰、其他特殊照明场合;  
2. 路径或轮廓标记、轮廓灯;  
3. 天顶、廊道、窗户、过道的装饰灯;  
4. 铭牌的背光或边缘灯;

型号 Model No.	功率 Wattage(W)	电压 Voltage	灯珠 Led	灯珠数量 Led Qty	色温 Colour Temp.	显指 CRI	防护等级 IP Rating	流明 Lumen	尺寸	卷盘	防护外皮
<b>MEX043030</b>	6W	DC24V	SMD2835	108P	3000k 4000K 6000K	Ra80	IP65	120LM	8*16mm	5m/卷	PVC



- Optional Features 可选功能: 0-10v,Dali ,Triac Dimming,SmartMee Dimming & CCT Adjusting  
0-10v,Dali ,可控硅调光, SmartMee 调光调色
- Applications 应用: 1. Advertising light boxes,Lighting Engineering,garden decoration, other special lighting occasions;  
2. Path or contour mark,contour lights;  
3. The zenith, corridors, windows, aisles decorative lights;  
4. The nameplate backlight or edge lights  
1. 广告灯箱、灯饰工程、园林装饰、其他特殊照明场合;  
2. 路径或轮廓标记、轮廓灯;  
3. 天顶、廊道、窗户、过道的装饰灯;  
4. 铭牌的背光或边缘灯;

型号 Model No.	功率 Wattage(W)	电压 Voltage	灯珠 Led	灯珠数量 Led Qty	色温 Colour Temp.	显指 CRI	防护等级 IP Rating	尺寸	卷盘	防护外皮
<b>MEX043030/6-108P-RGB</b>	6W	DC24V	SMD2835	108P	RGB	Ra80	IP65	8*16mm	5m/卷	PVC

## FITTINGS 配件



**Spring Clip Aluminum Profile**

Item NO. JK0031  
Dimension: 1000\*16.5\*19.2mm  
Material: 6063Al and 304 Stainless steel



**Since the card lock buckle**

Item NO. JK0020  
Dimension: 40\*16.5\*19.2mm  
Material: 6063Al and 304 Stainless steel



**Stainless steel buckle**

Item NO. JK0013  
Dimension: 12\*13.7\*11mm  
Material: 304 Stainless steel



**Bendable Stainless Steel Profile**

Item NO. JL0005  
Dimension: 1000\*12.5\*19.5mm  
Material: 304 Stainless steel



**Rubber sleeve**


Item NO. JK0004  
Dimension: 22.5\*13.5\*11.5mm  
Material: Silica Gel



**Screw**

Item NO. JL0001  
Dimension: 3\*16mm  
Material: 304 Stainless steel

## APPLICATION 应用




## CONNECTION METHODS 连接方式



Side right/left



Bottom



Top end



End Cap

- LED Neon Flex Series 360° Circle High quality and high brightness SMD LED chip. 高品质, 高亮度。
- Environmentally friendly & energy efficient. 节能环保
- High color consistency & smooth illumination With invisible light dots. 光色一致性强
- Perfect softness, gentle emitting, Not dazzling. 发光柔和均匀, 无光斑, 无频闪



型号 Model No.	功率 Wattage(W)	电压 Voltage	灯珠 Led	灯珠数量 Led Qty	色温 Colour Temp.	显指 CRI	防护等级 IP Rating	尺寸	卷盘	防护外皮
<b>MEX044050</b>	10W/M	DC24V	SMD2835	120D	3000k 4000K 6500K RGB	Ra90	IP67	8*50mm	5m/卷	硅胶



## FITTINGS 配件



Transparent card buckle

Item NO: JK0017  
Dimension: 10\*17.5\*26.5mm  
Material: 304 Stainless steel



Screw

Item NO: JA0014  
Dimension: 10\*11.94\*7.5mm  
Material: 316 Stainless steel



Lifting rope

Item NO: JE0006  
Dimension: 1000mm  
Material: Stainless steel



360° neon casing non hole plug

Item NO: JD0010  
Dimension: Φ22 T22Dmm  
Material: Silica gel

## APPLICATION 应用



## CONNECTION METHODS 连接方式



Top end



End Cap



# LED SERWA CONSTANT VOLTAGE DRIVER SERIES

LED 恒压驱动系列

LED驱动器为用户提供各种解决方案,适用于不同的情况,输入电压12-24VDC,可用于单色、RGB、RGBW灯,最大输出功率为350W。它们也为不同的安装设计了不同的外观。

LED driver offer the users various solutions and are suitable for different situations, with the input voltage of 24VDC, they can be used in single color, RGB and RGBW lamps, maximum output power to be 350W. They are also designed with different appearances for various installations.



- Design of two channels CV output 两通道恒压输出设计
- Apply to indoor LED light LED tube, LED strip light etc 适用于灯条, 灯带等室内灯
- Small volume, High efficiency, High reliability, Long time 小体积、高效率、高可靠、长寿命
- Working normally at -20°C~+60°C 在-20°C~+60°C工作正常
- Protect Auto recovery when Load, short, Over voltage, is removed 保护种类:过载、过压、短路自恢复保护
- The typical efficiency can up to 88% 整机典型效率高达88%
- Certification CE, RoHS 符合CE认证, 符合RoHS环保标准
- 100% full load aging test 100%满载老化测试



- Design of two channels CV output 两通道恒压输出设计
- Apply to indoor LED light LED tube, LED strip light etc 适用于灯条, 灯带等室内灯
- Small volume, High efficiency, High reliability, Long time 小体积、高效率、高可靠、长寿命
- Working normally at -20°C~+60°C 在-20°C~+60°C工作正常
- Protect Auto recovery when Load, short, Over voltage, is removed 保护种类:过载、过压、短路自恢复保护
- The typical efficiency can up to 88% 整机典型效率高达88%
- Certification CE, RoHS 符合CE认证, 符合RoHS环保标准
- 100% full load aging test 100%满载老化测试



型号 Model No.	产品名称 Product Name	输出功率 Output Power	输出电压 Output Voltage	外形 Appearance	尺寸 Size (mm)
<b>MEU-35-24</b>	LED驱动器	35W	24V	方形	110*78*35

型号 Model No.	产品名称 Product Name	输出功率 Output Power	输出电压 Output Voltage	外形 Appearance	尺寸 Size (mm)
<b>MEU-150-24</b>	LED驱动器	150W	24V	方形	159*98*42

<b>MEU-50-24</b>	LED驱动器	50W	24V	方形	129*98*40
------------------	--------	-----	-----	----	-----------

<b>MEU-200-24</b>	LED驱动器	200W	24V	方形	199*110*50
-------------------	--------	------	-----	----	------------

<b>MEU-70-24</b>	LED驱动器	70W	24V	方形	129*98*40
------------------	--------	-----	-----	----	-----------

<b>MEU-250-24</b>	LED驱动器	250W	24V	方形	199*110*50
-------------------	--------	------	-----	----	------------

<b>MEU-100-24</b>	LED驱动器	100W	24V	方形	159*98*42
-------------------	--------	------	-----	----	-----------

<b>MEU-300-24</b>	LED驱动器	300W	24V	方形	215*115*50
-------------------	--------	------	-----	----	------------

- Design of two channels CV output 两通道恒压输出设计
- Apply to indoor LED light LED tube, LED strip light etc 适用于灯条, 灯带等室内灯
- Small volume, High efficiency, High reliability, Long time 小体积、高效率、高可靠、长寿命
- Working normally at -20°C~+60°C 在-20°C~+60°C工作正常
- Protect Auto recovery when Load, short, Over voltage, is removed 保护种类:过载、过压、短路自恢复保护
- The typical efficiency can up to 88% 整机典型效率高达88%
- Certification CE, RoHS 符合CE认证, 符合RoHS环保标准
- 100% full load aging test 100%满载老化测试



型号 Model No.	产品名称 Product Name	输出功率 Output Power	输出电压 Output Voltage	外形 Appearance	尺寸 Size(mm)
<b>MEU-75-24L2</b>	LED驱动器	75W	DC24V	长条形	235*53*19

<b>MEU-100-24L2</b>	LED驱动器	100W	DC24V	长条形	235*53*19
---------------------	--------	------	-------	-----	-----------

<b>MEU-150-24L2</b>	LED驱动器	150W	DC24V	长条形	235*53*19
---------------------	--------	------	-------	-----	-----------

- Design of two channels CV output 两通道恒压输出设计
- Apply to indoor LED light LED tube, LED strip light etc 适用于灯条, 灯带等室内灯
- Small volume, High efficiency, High reliability, Long time 小体积、高效率、高可靠、长寿命
- Working normally at -20°C~+60°C 在-20°C~+60°C工作正常
- Protect Auto recovery when Load, short, Over voltage, is removed 保护种类:过载、过压、短路自恢复保护
- The typical efficiency can up to 88% 整机典型效率高达88%
- Certification CE, RoHS 符合CE认证, 符合RoHS环保标准
- 100% full load aging test 100%满载老化测试



型号 Model No.	产品名称 Product Name	输出功率 Output Power	输出电压 Output Voltage	外形 Appearance	尺寸 Size(mm)
<b>MEU-200-24L2</b>	LED驱动器	200W	DC24V	长条形	307*53*21.5

<b>MEU-300-24L2</b>	LED驱动器	300w	DC24V	长条形	307*53*21.5
---------------------	--------	------	-------	-----	-------------

- Output short-circuit protection, overpower protection, overcurrent protection  
具有输出短路保护, 过功率保护, 过流保护
- Smooth dimming curve, no flicker 调光曲线平滑, 无抖动
- Excellent compatibility with major brand control system 完美兼容各大品牌控制系统
- Controlled by PWM (Pulse-Width Modulation), not change color rendering index PWM  
数字调光, 不改变显色指数
- Built-in MCU (Micro controller unit), support both logarithmic curves and linear curves  
dimming customizable 内置 MCU, 可定制对数, 线性调光曲线
- Dimming depth 1%, dimming range 1% to 100% 调光深度 1%, 调光范围 1%-100%
- No minimum load 无最低带载要求
- Support Leading edge (Phase-Cut) and Trailing edge (ELV) 支持前沿/后沿切相调光



- Output short-circuit protection, overpower protection, overcurrent protection  
具有输出短路保护, 过功率保护, 过流保护
- Smooth dimming curve, no flicker 调光曲线平滑, 无抖动
- Excellent compatibility with major brand control system 完美兼容各大品牌控制系统
- Controlled by PWM (Pulse-Width Modulation), not change color rendering index PWM  
数字调光, 不改变显色指数
- Built-in MCU (Micro controller unit), support both logarithmic curves and linear curves  
dimming customizable 内置 MCU, 可定制对数, 线性调光曲线
- Dimming depth 1%, dimming range 1% to 100% 调光深度 1%, 调光范围 1%-100%
- No minimum load 无最低带载要求
- Support Leading edge (Phase-Cut) and Trailing edge (ELV) 支持前沿/后沿切相调光



型号 Model No.	产品名称 Product Name	输出功率 Output Power	输出电压 Output Voltage	外形 Appearance	尺寸 Size (mm)
<b>MEU24T-1H24V-0</b>	LED可控硅调光驱动	24W	DC24V	长条形	150*43*29

<b>MEU40T-1H24V-0</b>	LED可控硅调光驱动	40W	DC24V	长条形	137*82*31
-----------------------	------------	-----	-------	-----	-----------

<b>MEU75T-1H24V-0</b>	LED可控硅调光驱动	75W	DC24V	长条形	213*54*33
-----------------------	------------	-----	-------	-----	-----------

<b>MEU100T-1H24V-0</b>	LED可控硅调光驱动	100W	DC24V	长条形	196*75*40
------------------------	------------	------	-------	-----	-----------

型号 Model No.	产品名称 Product Name	输出功率 Output Power	输出电压 Output Voltage	外形 Appearance	尺寸 Size (mm)
<b>MEU150T-1H24V-0</b>	LED可控硅调光驱动	150W	DC24V	长条形	300*60*45

<b>MEU200T-1H24V-0</b>	LED可控硅调光驱动	200W	DC24V	长条形	310*60*45
------------------------	------------	------	-------	-----	-----------

<b>MEU320T-1H24V-OWP</b>	LED可控硅调光驱动	320W	DC24V	长条形	317*70*44
--------------------------	------------	------	-------	-----	-----------

- Smooth dimming curve, no flicker 调光曲线平滑, 无抖动
- Customized Dimming curve, improving dimming effect 可定制调光曲线, 改善调光效果
- No minimum load requirement 无最低带载要求
- It can be used as normal power supply when signal is suspended 信号悬空时可做普通电源使用
- Short circuit/ Over voltage/ Over load protection 短路、过温、过载保护
- Controlled by PWM (Pulse-Width Modulation), not change color rendering index PWM数字调光, 不改变显色指数
- Built-in MCU (Micro controller unit), support both logarithmic curves and linear curves dimming customizable 内置MCU, 可定制对数, 线性调光曲线
- Supporting 3-in-1 dimming way, (0-10v active signal/PWM signal/adjustable resistor) 支持三合一调光 (1-10v有源信号/PWM信号/可调电阻)
- Dimming depth 1%, dimming range 1% to 100% 调光深度1%, 调光范围1%-100%



- Smooth dimming curve, no flicker 调光曲线平滑, 无抖动
- Customized Dimming curve, improving dimming effect 可定制调光曲线, 改善调光效果
- No minimum load requirement 无最低带载要求
- It can be used as normal power supply when signal is suspended 信号悬空时可做普通电源使用
- Short circuit/ Over voltage/ Over load protection 短路、过温、过载保护
- Controlled by PWM (Pulse-Width Modulation), not change color rendering index PWM数字调光, 不改变显色指数
- Built-in MCU (Micro controller unit), support both logarithmic curves and linear curves dimming customizable 内置MCU, 可定制对数, 线性调光曲线
- Supporting 3-in-1 dimming way, (0-10v active signal/PWM signal/adjustable resistor) 支持三合一调光 (1-10v有源信号/PWM信号/可调电阻)
- Dimming depth 1%, dimming range 1% to 100% 调光深度1%, 调光范围1%-100%



型号 Model No.	产品名称 Product Name	输出功率 Output Power	输出电压 Output Voltage	外形 Appearance	尺寸 Size (mm)
<b>MEU24A-1H24V-1</b>	0-10V调光驱动	24W	DC24V	长条形	150*43*29

<b>MEU40A-1H24V-1</b>	0-10V调光驱动	40W	DC24V	长条形	137*82*31
-----------------------	-----------	-----	-------	-----	-----------

<b>MEU75A-1H24V-1</b>	0-10V调光驱动	75W	DC24V	长条形	213*54*33
-----------------------	-----------	-----	-------	-----	-----------

<b>MEU135A-1H12V-1</b>	0-10V调光驱动	135W	DC24V	长条形	206*75*40
------------------------	-----------	------	-------	-----	-----------

型号 Model No.	产品名称 Product Name	输出功率 Output Power	输出电压 Output Voltage	外形 Appearance	尺寸 Size (mm)
<b>MEU150A-1H24V-1</b>	0-10V调光驱动	150W	DC24V	长条形	206*75*40

<b>MEU200AD-1H24V-1</b>	0-10V调光驱动	200W	DC24V	长条形	310*60*45
-------------------------	-----------	------	-------	-----	-----------

<b>MEU320A-1H24V-OWP</b>	0-10V调光驱动	320W	DC24V	长条形	317*70*44
--------------------------	-----------	------	-------	-----	-----------